



GOLD LEAF DESIGN GROUP

featuring
New additions to Muse Modern™ & Wall Play™
New outdoor decor including green walls
and new designs across all categories

2018 VOLUME 1

GOLD LEAF DESIGN GROUP

MUSE  MODERN™ 5

WALL DECOR 29

WALL PLAY™ 30 | SPECIALTY 42

HAND MADE PAPER 55

SCULPTURAL OBJECTS 63

DECORATIVE 64 | MADE IN CHICAGO 83 | PURPOSEFUL 86

BOTANICALS 95

GREEN WALLS 96 | LARGE DESIGNS 102

OUTDOOR 111 | TABLETOP 114 | ELEMENTS 118

PLANTERS & DIVIDERS 123

STOCK COLLECTIONS 124 | MADE IN CHICAGO 136

FURNITURE, RUGS & LIGHTS 145

DESIGN GALLERY 155

ORDERING INFORMATION 172

INDEX 174

CORAL WALL ART // ©

A found piece of real coral is molded in resin. Then, we added a blackened silver electroplated finish. The silver finish varies between each. Cluster multiples together for a stunning display. Keyhole and security hardware hanger included. See our matching table sculptures on page 70.

A RE8108-17ES/ 00079 » 18"OD x 2.5"TH (4 lbs) • min 1
B RE8108-23ES/ 00154 » 24"OD x 2.5"TH (8 lbs) • min 1



MUSE  MODERN™

Think. Imagine. Love.



MUSE MODERN

*Inspired by nature.
Naturally inspiring.*

FROM WALL PLAY™ TO MUSE MODERN,™
Gold Leaf has a reputation for creating the trend,
not just being ahead of it. Our products and
custom designs are staples for hospitality,
contract and residential designers.

Award-winning and unique, see why the
industry follows us.

Muse Modern™ continues to grow. Our latest
adventure is a carefully curated boutique collection
staged within a creative experimental environment.
Turning craft into art, avant-garde objects span an
array of materials, moods, and functions. With a
hyper-focus on creativity, our goal is to showcase
artisanship, quality, and design innovation.

IGLOO BLANKET SCULPTURE //  
I am an original one-of-a-kind flexible sculptural landscape of tiny metal
igloos. Move me and shape me. As we all are, I am not perfect. My hand
crafted beauty marks include inconsistent color, extra holes, exposed
welds and numerous loose ends. Indoors only.

IR7928/ 00279 » ~36"OD x 3.5"TH (31 lbs) • min 1

KEY
 Truck Shipping  NEW



WEB DAY BED // 🚚 📏

A sculptural mammoth perfect for any environment. Hand crafted of strong iron and marine resin, our Web series is safe for outdoor use, even for salty environments. Natural gloss white color. Use caution when moving to prevent damage to flooring.

A RE7190-63W/ 03100 » 63"OD x 27.6"H (245 lbs) • min 1

DURUS FIBERGLASS BENCH // 🚚 📏 ★

Fiberglass that lives up to its name. Tough, strong, and enduring. Cream color with a faint texture. Safe for outdoors and salty environments. Made-to-order in Chicago. Requires 6 weeks for production upon receipt of 60% down payment.

B FG7893-72/ 01550 » 72"L x 24"W x 18"H (150 lbs) (3" reveal on all sides) • min 1




WEB SCREEN // ❤️ 🚚 📏

Hand crafted of strong iron and marine resin, our Web series is safe for outdoor use, even for salty environments. The Web Screen is slightly flared at the base for added stability and can be used individually or in multiples to create a barrier or to divide a setting. Natural gloss white color. Use caution when moving to prevent damage to flooring.

RE7192-84/ 03600 » 84"H x 42"L x 12"TH (170 lbs) • min 1

KEY

- 🚚 Truck Shipping
- ❤️ Popular
- 📏 Outdoor Safe
- ★ Made in Chicago





A

FLOATING COLLECTION

Is it a tesseract? We designed this collection because we are attracted to simplicity and shape. Little did we know, our three-dimensional creation already existed and it had a name in geometry. Features include strong square iron, a durable powder coated finish in two colors, extra thick glass or granite stone and levelers underneath. Outdoor safe but will show age over time.



B



C



D

FLOATING TABLES // ☁️🚚🌳

Side tables have one .5" TH glass top only. Coffee tables have one top and one shelf.

A BLUE • min 1
IR8015-B/ 00149 » SIDE • 18" SQ x 18.5" H (33 lbs)
IR8010-B/ 00254 » COFFEE • 40" L x 18" W x 18.5" H (62 lbs)

B GOLD • min 1
IR8015-G/ 00149 » SIDE • 18" SQ x 18.5" H (33 lbs)
IR8010-G/ 00254 » COFFEE • 40" L x 18" W x 18.5" H (62 lbs)

FLOATING PEDESTAL // ☁️🚚🌳

Features a 1.5" black granite top.

C IR8025-GL/ 00224 » 40" H x 18" L x 18" W (67.1 lbs) • min 1

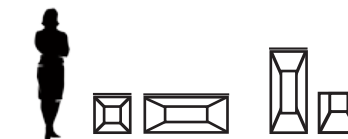
FLOATING CUBE PLANTER // ☁️🚚🌳

Interior planter size is 10" SQ x 10" H. Liner required. Truck shipping.

D IR8050-20/ 00160 » 20" L x 20" W x 20" H (23.1 lbs) • min 1

KEY

- 🚚 Truck Shipping
- ☁️ Outdoor Safe
- 🌳 Needs Liner
- © NEW






RUG, 'CYPRESS TREES' // ©

Gorgeous not only as a rug but also as wall art. Our original photography is printed durably on 100% polyester chenille and bound with cotton backing. Dimensions are approximate. Vacuum clean with no beater bar. Do not use chemicals to clean. Indoors only.

TX8262-1/ 00256 » 5' x 8' (13 lbs) • min 1

KEY

© NEW



KNOTTED MACRAMÉ INDOOR PANEL // ♥

Mammoth and extravagant, this unusual piece is our mother's basement find on steroids. Visible rope end cuts on back and at bottom. After suspended, the macramé panel will naturally relax and lengthen. It is also pliable to allow minimal lengthening and expanding. Has an organic shape and no two are alike. Hanging rod not included. We use a 96" L x 1.3"D steel gloss white heavy duty closet rod from Home Depot (# 886096002537, \$16.98). **Also see our outdoor version on page 42.**
TX7612-CR/ 00575 » -108"H x 72"W (46 lbs) • min 1



BURKINA CERAMIC FLOOR VASE // 🚚

A handmade and gloriously imperfect graphic pattern draws the eye in and the heart out. Each piece is hand made of terra cotta then painted and glazed. No two are alike. Expect differences between each piece. Not suitable for outdoor freezing temperatures. Interior is glazed.

CR7024-55/ 00790 » 55"H x 24.4"OD w/11.25"D opening (152 lbs) • min 1

KEY

- 🚚 Truck Shipping
- 💧 Holds Water
- ♥ Popular
- © NEW



MELON VASES // 💧 ♥ 🚚

Each piece is handmade from terra cotta then painted and glazed. Interior is glazed. No two are alike. Expect differences between each piece. Not suitable for exterior freezing temperatures.

TABLE

- A CR7036-17/ 00052 » -15.75"H x 8.9"OD w/1.1"D opening (12 lbs) • min 1**
- B CR7036-23/ 00080 » -22.8"H x 10.6"OD w/1.25"D opening (23 lbs) • min 1**

FLOOR (not shown) ©

- CR7036-33/ 00360 » -33"H x 19"OD w/4"D opening (71 lbs) • min 1**
- CR7036-45/ 00495 » -45"H x 22"OD w/4"D opening (110 lbs) • min 1**






A



B



C



D

JACKSON WOOD JUGS // ♻️ ⚠️

Each hand carved mango vase is carefully hand-painted with oil and water. White paint spots will be evident as this is caused from natural air bubbles not allowing the paint to adhere to the white painted wood. We will not accept claims for this. Expect differences in colors, markings, etc. Color matching is not possible between each. Dry botanicals only.

A WD7370-10/ 00056 » 10"H x 9"OD w/3"D opening (4 lbs) • min 1


B WD7370-16/ 00056 » 16"H x 8"OD w/2.3"D opening (5 lbs) • min 1

NORA WOOD VASES // ♻️ ⚠️


Each hand carved mango vase is carefully hand-painted with oil and water. White paint spots will be evident as this is caused from natural air bubbles not allowing the paint to adhere to the white painted wood. We will not accept claims for this. Expect differences in colors, markings, etc. Color matching is not possible between each. Dry botanicals only.

C WD7385-13/ 00061 » 13.6"H x 8.3"OD w/1.25"D opening (4 lbs) • min 1


D WD7385-7/ 00065 » 7.25"H x 10.2"OD w/1.5"D opening (4 lbs) • min 1




A



B



C



D

CINDY & ALEXIS WOOD VASES // ♻️ ⚠️

Each hand carved mango vase is carefully hand-painted with oil and water. White paint spots will be evident as this is caused from natural air bubbles not allowing the paint to adhere to the white painted wood. We will not accept claims for this. Expect differences in colors, markings, etc. Color matching is not possible between each. Dry botanicals only.

A WD7390-12/ 00049 » CINDY • 12.2"H x 5"OD w/0.75"D opening (2 lbs) • min 1

B WD7393-16/ 00054 » ALEXIS • 16"H x 5.9"OD w/3.25"D opening (3 lbs) • min 1

VENUS MARBLED CERAMIC VASES // 💧

A faux marble Renaissance of love and beauty. Each is unique and made to appear like real marble. Expect variations in color, texture, dimensions. Always protect table surfaces.

C CR7912-10/ 00029 » 10"H x 10.5"OD x 1.25"D opening (4 lbs) • min 2

D CR7912-12/ 00049 » 11.75"H x 12"OD x 1.5"D opening (6 lbs) • min 2

KEY

♻️ Sustainable ⚠️ Needs Liner 💧 Holds Water

MARbled CLOTH

An old marbling technique is revisited to meticulously capture the unique and distinctive swirls onto individual lengths of 100% prewashed cotton. Using color safe dyes and with bound edges, our collection of marbled fabrics are perfect for upholstery and make the perfect tablecloth. No two are alike. Pattern, spotting, combinations and colors will vary. Each is neatly folded in a clear polybag for easy stacking in your showroom. **86.5"L x 59"W • 2 lbs**

- A TX7958-BL/GN/ 00038**
» BLUE/BROWN/GREEN • min 2
- B TX7958-YL/RD/ 00038**
» YELLOW/RED/BLACK • min 2
- C TX7958-RD/BU/ 00038**
» RED/BURGUNDY • min 2



A

B

C



A



B

C

GREEN MARBLE BOWL //

Differences will occur since each is hand carved and each stone is different. Food safe, but handwash to preserve beauty.

A ST8058-8/ 00075 » 8"D x 4"H (5 lbs) • min 1

- KEY**
- Holds Water
 - Truck Shipping
 - Outdoor Safe
 - NEW
 - Food Safe


DAVID MARBLE BOWLS //

Polished interior. Natural exterior. Hand wash to preserve beauty. Holds water and is food safe.

B ST536-12/ 134.75 » 12"D (15 lbs) • min 1
C ST536-16/ 0214.5 » 16"D (18 lbs) • min 1



A



B

C

INLAY MARBLE FURNITURE // ☁️ 🚚

Perfect for outdoor lounging around a pool or indoors at a spa. A conversation will soon begin. Made of polished stone over a fiberglass form.

- A ST7282-36/ 02175 » LOVE BENCH** • 36"L x 16.75"W x 20.5"H (91.6 lbs) • min 1
- B ST7214-16/ 00840 » XOXO SIDE TABLE** • 16.25"SQ x 16.5"H (38.9 lbs) • min 1
- C ST7214-32/ 01720 » XOXO COFFEE TABLE** • 32"SQ x 15.4"H (113 lbs) • min 1

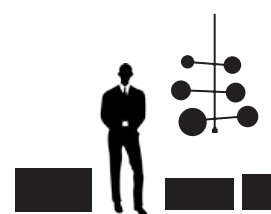
MOBILE 3PC SET 'MAJESTIC' // ☁️ 🚚 Ⓜ️

This large hanging kinetic sculpture swivels and moves. Outdoor safe but will rust over time. Arrange how you wish, assembly required. Set Includes ONE each LG, MD, SM circle layer, TWO 24"L and TWO 12"L extension rods, TWO hooks, ONE weight for bottom. Multiple sets can be connected together.

- D IR8020-G/ 00150 »** ~61"H x 41"OW x 2.75"TH (13 lbs) • min 1

KEY

- ☁️ Outdoor Safe
- 🚚 Truck Shipping
- Ⓜ️ New



D



HORIZON CONSOLES // 

Designed with a few surprising details. First, the wood body is not attached but cradled in the matte black iron base. This allows the console to be flipped to change the front door opening direction. Place multiples side by side to make a longer console. We have stacked thin layers of color inside the layers of birch veneer wood. One shelf included. TIP: Place one blue stripe and one green stripe console together.

25" L x 16" W x 33" H (55 lbs)

WD7632-BL/ 00480 » BLUE STRIPE • min 1
WD7632-GR/ 00480 » GREEN STRIPE • min 1



KEY

 Truck Shipping




ART TABLES // 

A ballet of hand crafted legs. Table top on Large Sofa Table is approximately 5" from wall. Table surfaces are not perfectly flat which is indicative of the hand forging process. Levelers are on the forged textured iron legs. Indoors only.

IR7923-20/ 00069 » SIDE TABLE • 20.25"H x 15"OL x 15"OW (10 lbs) • min 1
IR7923-34/ 00320 » SOFA TABLE • 34.5"H x 51"OL x 19"OW (49 lbs) • min 1



KEY

 Truck Shipping



A



B

C



A HEART THROB FIBERGLASS SCULPTURE //

A life-sized version of the original emoji. 1250 A.D. Fiberglass with an internal iron framework. Iron and plywood base painted black. Indoors only. Made-to-order in Chicago. 6-8 week lead time upon receipt of 60% down payment.

FG7898-R/ 01400 » 52.5"H x 50"W x 16"TH (75 lbs) • min 1

B QUARTZ STAINLESS PLANTER //

High polished stainless steel and black resin are hand forged to create a one-of-a-kind sculpture planter. Indoors only. Use caution when moving to prevent damage to flooring.

SS7347-32/ 01250 » 32"H x 18.5"OD (71 lbs) • min 1

C FLOWER POWER FIBERGLASS SCULPTURE //

Made-to-order in Chicago. Custom colors available. 6-8 week lead time upon receipt of 60% down payment.

66"H x 38"W x 12"TH • 50 lbs

FG8309-YE/ 00990 » YELLOW • min 1

FG8309-WH/ 00880 » CREAM WHITE • min 1



KEY

- Outdoor Safe
- Popular
- Truck Shipping
- Needs Liner
- Made in Chicago
- NEW



A

B

C



NARCISS WALL ART //

Polished stainless steel with keyhole hanger. Handmade. Thickness may vary. See website for details.


A SS7892-28/ 00085 » Round • 28"D x 4.5"TH (6.25 lbs) • min 1

B SS7892-46/ 00330 » Round • 46"D x 7"TH (20 lbs) • min 1

C SS7894-36/ 00118 » Oval • 36"L x 25.5"W x 6"TH (7 lbs) • min 1



B



C



D

E

RIVER STONE // ☁️🌿

Hand crafted of stainless grade #304. Not marine safe. Salt spray and water will corrode and spot. Slight oxidation may occur with inland weather but can be remedied with cleaning and maintenance. Hollow interior.

A SS8272-17/ 00950 » 17"L x 10.24"W x 6.7"H (13 lbs) • min 1

BIBI CHAIR // ☁️🌿🚚

Hand crafted Chicago fiberglass that will survive the winter. Custom colors available. 6-8 week lead time upon receipt of 60% down payment.

B FG7919-WH/ 01630 » 39"H x 21.75"L x 35.25"W (69 lbs) • min 1

PING COFFEE TABLE // ☁️🚚

Wired like after having a pot of coffee. This table is made from natural stone over a fiberglass form, color characteristics vary from table to table. Each is different.

C ST7210-32/ 01720 » 32.3"SQ x 15.4"H (103 lbs) • min 1

ANGEL RESIN TABLES // 🚚

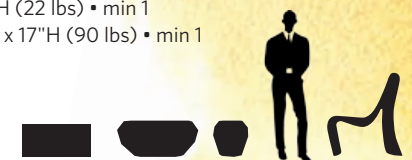
Ethereal forms meticulously pieced together. Faceted hand poured gloss white resin is pieced together with exposed black resin seams. Protect resin table surface from scratching. Use caution when moving to prevent damage to flooring. Gliders on bottom.

D RE7340/ 00579 » 16"OD x 17"H (22 lbs) • min 1

E RE7345/ 01230 » 38"L x 24"W x 17"H (90 lbs) • min 1

KEY

☁️ Outdoor Safe 🚚 Truck Shipping * Made in Chicago 🌿 NEW





IBIZA TABLE SCULPTURES // ♥

Like an attractive afterhours party. Riotous, movable and a mysterious mix of sizes and shapes. Assembly required. Shapes are threaded onto a center rod. Arrange the pieces to customize your own sculpture.

A IR7930-GO/ 00064 » GOLD • 27"H x 11"OD (4 lbs) • min 1

B IR7930-BL/ 00064 » MIDNIGHT • 27"H x 11"OD (4 lbs) • min 1


IBIZA 57"H SCULPTURE // ♻️🆕

I am much larger than my sister and brother. Made of thick iron sheet with a burned blackened patina. Outdoor safe but will rust over time. Arrange shapes how you wish, assembly required.

C IR8281-BL/ 00210 » 57"H x 21"OW (23 lbs) • min 1

KEY


♥ Popular ♻️ Outdoor Safe 🆕 New

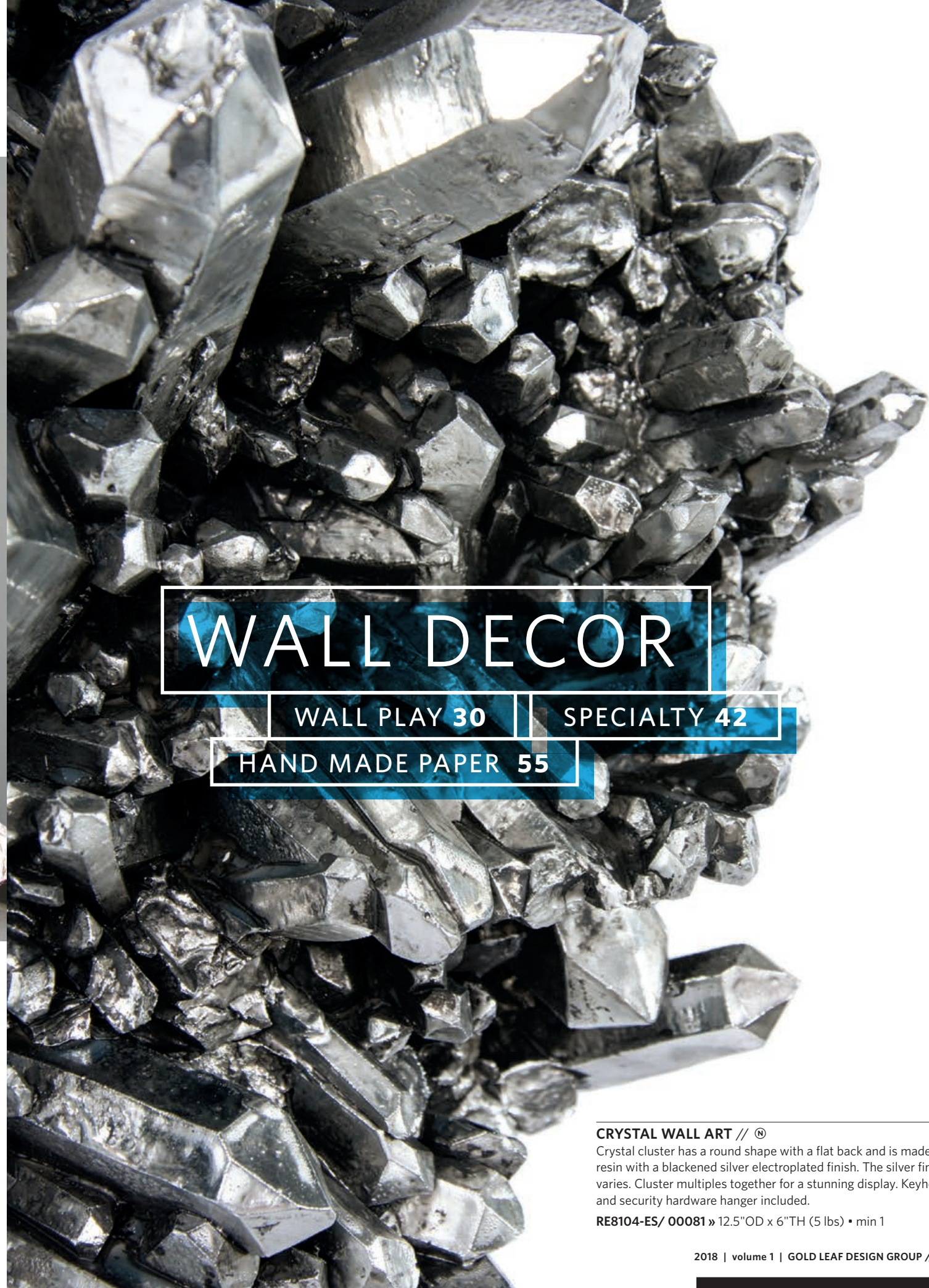




HEART WALL ART
 Love your walls. Hand-rubbed gold finish. Cleat hanger included.
IR8002-H/ 00088 » 24"L x 24"H x 3.25"TH (6 lbs) • min 1




SILK COCOON ART PANEL // 
 Over 800 individual, natural, undyed, gold-like silk cocoons from the Madagascar native silk moth, *Ceranchia apollina*, are sustainably harvested, pressed and sewn together with polyester thread. The moths are unharmed and released back into their natural habitat. By preserving the rainforests, instead of clear cutting for farming, this project supports farmers and helps to conserve Madagascar rainforests. Certified wildlife friendly by the Fair Trade Federation. Each panel has a natural, uneven edge. Steaming or ironing, on the silk setting, is effective. Do not machine wash.
TX7938-NA/ 00680 » 123"L x 41"W (1 lb) • min 1



WALL DECOR

- WALL PLAY 30
- SPECIALTY 42
- HAND MADE PAPER 55

CRYSTAL WALL ART // 
 Crystal cluster has a round shape with a flat back and is made of resin with a blackened silver electroplated finish. The silver finish varies. Cluster multiples together for a stunning display. Keyhole and security hardware hanger included.
RE8104-ES/ 00081 » 12.5"OD x 6"TH (5 lbs) • min 1

KEY
 Truck Shipping  Sustainable

WALL PLAY™

BY

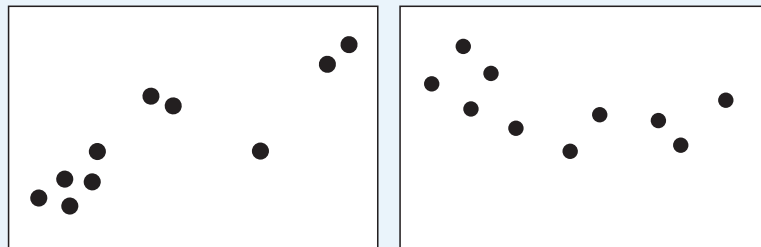
GOLD LEAF DESIGN GROUP

INSTANT ART FOR ANY SURFACE™

Our exclusive and wildly popular Wall Play™ collection continues to expand. We use these little beauties every day...installing large designs for customers, creating custom wall art pieces, supplementing arrangements, and more. Wall Play can be applied directly to most surfaces or applied to a substrate that can be hung. Here's some tips on use:

1. PLANNING

Your design will be uniquely yours. Create in a small or large area. Try several tight clusters . . . or a flowing loose arrangement.



We've found sticky notes to be useful. They are about the size of Wall Play and we can move them around until we are happy.

2. INSTALLING

In soft material, such as drywall, it is as easy as twist and go. For harder material we recommend you pre-drill the holes. The softer the material, the smaller the drill bit you will need. Drill your holes right through the sticky note.





3. BE CREATIVE

Wall Play is not just for vertical surfaces. You can add splashes of texture and color almost anywhere. Flow your design onto a ceiling, create a custom sculpture, customize furniture, and more. Some styles can even be used outdoors. Have fun and enjoy!

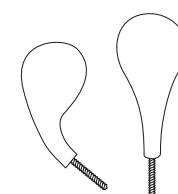


WALL PLAY DISPLAY FOR \$25 (\$78 VALUE) WITH YOUR PURCHASE OF \$300 OR MORE OF ANY WALL PLAY.


Available in Gold Seed only. Limit one per customer. Keyhole hanging.
ART7814-GO/ 00078 » 16"SQ x 3"TH • min 1



Purchase in full master case quantities and receive a 10% discount on Wall Play only.



FIG



CUBICAL

A FIG (SET OF 2), GLOSS WHITE // Ⓢ
37851-W/ 0007.5 » 1.5"OD x 3.5"H + 1"L screw & 2.88"OD x 2.13"H + 1"L screw • min 10 sets (case=60 sets)

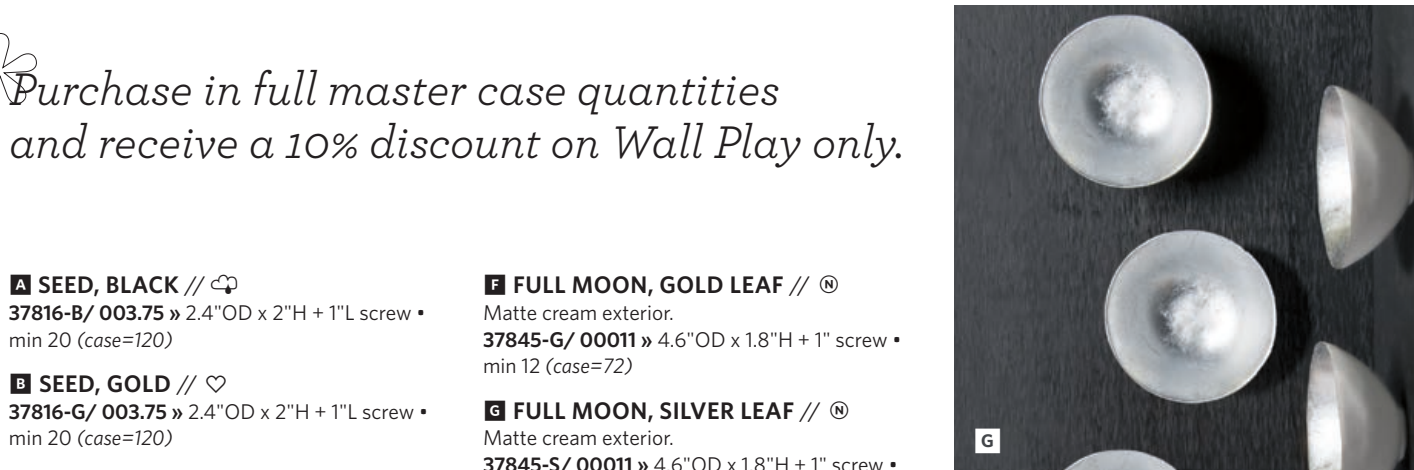

B FIG (SET OF 2), GLOSS RED // Ⓢ
37851-R/ 0007.5 » 1.5"OD x 3.5"H + 1"L screw & 2.88"OD x 2.13"H + 1"L screw • min 10 sets (case=60 sets)

C CUBICAL, MATTE CREAM // Ⓢ
37824-W/ 0006.5 » 2.56"H x 2.56"W + 1" screw • min 10 (case=120)

D CUBICAL, MATTE BLACK // Ⓢ
37824-B/ 0006.5 » 2.56"H x 2.56"W + 1" screw • min 10 (case=120)

KEY

Ⓢ Outdoor Safe Ⓢ NEW



A SEED, BLACK // ☁
 37816-B/ 003.75 » 2.4"OD x 2"H + 1"L screw • min 20 (case=120)

B SEED, GOLD // ♡
 37816-G/ 003.75 » 2.4"OD x 2"H + 1"L screw • min 20 (case=120)

C SEED, SILVER // ♡
 37816-S/ 003.75 » 2.4"OD x 2"H + 1"L screw • min 20 (case=120)

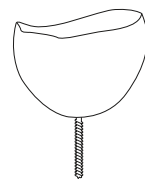
D SEED, CREAM // ☁
 37816-W/ 003.75 » 2.4"OD x 2"H + 1"L screw • min 20 (case=120)

E SEED, FUCHSIA // ☁
 37834-FU/ 003.75 » 2.4"OD x 2"H + 1"L screw • min 20 (case=120)

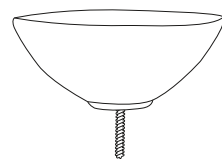
F FULL MOON, GOLD LEAF // Ⓜ
 Matte cream exterior.
 37845-G/ 00011 » 4.6"OD x 1.8"H + 1" screw • min 12 (case=72)

G FULL MOON, SILVER LEAF // Ⓜ
 Matte cream exterior.
 37845-S/ 00011 » 4.6"OD x 1.8"H + 1" screw • min 12 (case=72)


KEY
 ☁ Outdoor Safe ♡ NEW
 ♡ Popular



SEED



FULL MOON



A PIVOT, GOLD // ♡
 37825-G/ 003.75 » 2.25"OD x 2.25"H + 1"L screw • min 20 (case=120)

B PIVOT, SILVER // ♡
 37825-S/ 003.75 » 2.25"OD x 2.25"H + 1"L screw • min 20 (case=120)

C PIVOT, BLACK // ☁
 37825-B/ 003.75 » 2.25"OD x 2.25"H + 1"L screw • min 20 (case=120)

D CUBE, GOLD // ♡
 37823-G/ 003.75 » 2"OD x 1.5"H + 1" screw • min 20 (case=120)

E CUBE, SILVER // ♡
 37823-S/ 003.75 » 2"OD x 1.5"H + 1" screw • min 20 (case=120)

F CRYSTAL, MATTE CREAM // ♡☁
 37827-W/ 0003.5 » 1.75"OD x 1.5"H + 1"L screw • min 20 (case=120)


G CHOLLA, MATTE CREAM // ☁
 37846-W/ 005.25 » 2"OD x 2.25"H + 1"L screw • min 10 (case=120)

ARRIVING FALL 2018

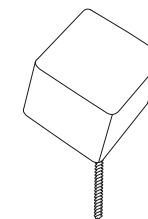
BACK BY POPULAR DEMAND

Purchase in full master case quantities and receive a 10% discount on Wall Play only.

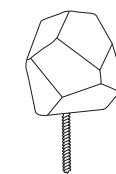
KEY
 ♡ Popular ☁ Outdoor Safe



CUBE







PIVOT



CRYSTAL



CHOLLA



A RAYS, SHINY GOLD BRASS // ♡
BR3191/ 0004.5 » 4"OD x 4"H + 1" screw •
min 20 (case=120)

B ORGANIC (SET OF 2), CREAM // ☁
37832-W/ 00014 » 4.75"OD x 2.25"H + 1"L screw
• min 3 sets (case=36 sets)

C ORB (SET OF 10), STAINLESS STEEL // ☁
SS2967-10/ 0026.5 » 1.5"D, 2"D, 3"D + 1" screw •
min 2 sets (case=24 sets)

D RADICA (SET OF 2), CREAM // ☁
37848-W/ 0007.5 » .
75"H x 3.75"OD + 1"L screw • min 10 sets
(case=60 sets)

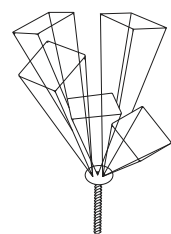
E BARNACLE, GOLD LEAF
37842-G/ 00004 » 2.5"OD x 2"H + 1"L screw •
min 20 (case=120)
Note: gold dust from gilding will fall from barnacle
while handling. Surface cleanup may be required

F BARNACLE, BLACK SHINE
37842-B/ 00004 » 2.5"OD x 2"H + 1"L screw •
min 20 (case=120)

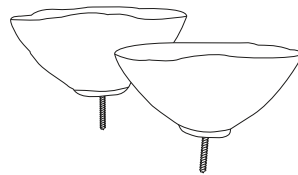
*Purchase in full master case quantities
and receive a 10% discount on Wall Play only.*

KEY

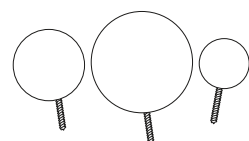
- ♡ Popular
- ☁ Outdoor Safe



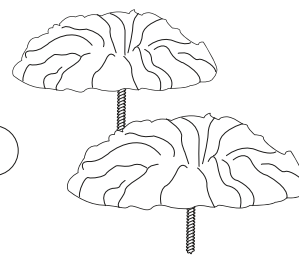
RAYS



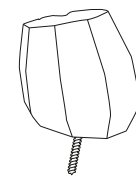
ORGANIC







ORB



RADICA



BARNACLE



A KOI, SILVER LEAF SPOTTED
37840-SS/ 00004 » 4.5"L x 1.25"OW x 2"H +
1"L screw • min 10 (case=120)

B KOI, SILVER LEAF SOLID
37840-SI/ 00004 » 4.5"L x 1.25"OW x 2"H +
1"L screw • min 10 (case=120)

C POLLEN, MATTE CREAM // ☁
37831-W/ 0006.5 » 3"D + 1"L screw •
min 10 (case=120)

D CORAL, CREAM // ☁
37820-W/ 003.75 » 3"OD x 2"H + 1"L screw •
min 20 (case=120)

E CACTUS (SET OF 2), MINT GREEN // ☁
37843-DG/ 009.75 » 2.5"D x 1.5"H +
1"L screw & 1.9"D x 1.75"H + 1"L screw • min 5 sets
(case=60 sets)

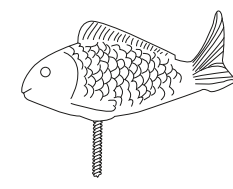
F BEEHIVE, BLACK SHINE // ♡
37838-B/ 003.75 » 2.5"OD x 2"H + 1"L screw •
min 20 (case=120)

G BEEHIVE, MATTE CREAM // ☁ ♡
37838-W/ 003.75 » 2.5"OD x 2"H + 1"L screw •
min 20 (case=120)

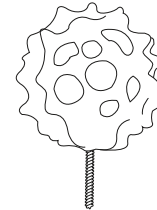
KEY

- ☁ Outdoor Safe
- ♡ Popular

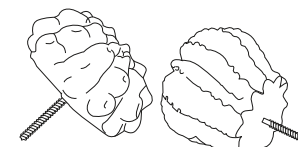
*Purchase in full master case quantities
and receive a 10% discount on Wall Play only.*



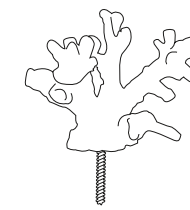
KOI



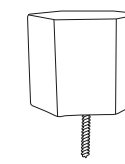
POLLEN



CACTUS



CORAL



BEEHIVE



custom wall play designs

3-D modular art for public spaces or in-room décor. Creating a large scale mural or highlighting an intimate space? Wall Play™ is your answer. We stock an array of different shapes and colors that are inexpensive, easy to install and are adaptable to any environment. We offer easy-to-install finished art or on-site custom designs to perfectly fit your project. Work with one of our Design Project Managers to find what works best for you and your budget. Visit our website for more details and additional designs.





A WALL PLAY ON ROUND SUBSTRATE, 24" D
 » 24" D x 3.5" TH
 ART8265-24G/ 00257 » Gold Seed
 ART8270-24S/ 00257 » Silver Seed
 ART8378-24W/ 00257 » Cream Beehive (shown)

B WALL PLAY ON ROUND SUBSTRATE, 20" D
 » 20" D x 3.5" TH
 ART8265-20G/ 00245 » Gold Seed (shown)
 ART8270-20S/ 00245 » Silver Seed



C WALL PLAY 'CUBICAL, CREAM' ON BLUE SUBSTRATE //
 ART8419-C/ 00440 » 32" SQ x 5.5" TH (45 lbs)

D WALL PLAY 'FIG, RED' ON GREY SUBSTRATE //
 ART8417-R/ 00375 » 24" SQ x 4.5" TH (40 lbs)



KEY
 Truck Shipping NEW

① Indoors only unless otherwise specified. 4-6 week lead time upon receipt of 60% down payment. Security hardware included. We can manufacture most substrates to your requested site specific colors and measurements. Call for quote.



A WALL PLAY 'BEEHIVE, BLACK' ON WHITE SUBSTRATE //
 ART8415-B/ 00585 » 36" L x 36" W x 3" TH (45 lbs)


B WALL PLAY 'FIG, WHITE' ON GREEN SUBSTRATE //
 Can be created for vertical or horizontal hanging.
 ART8418-W/ 00430 » 42" L x 24" W x 4.5" TH (48 lbs)




C WALL PLAY ON PATINATED COPPER //
 Can be created for vertical or horizontal hanging.
 48" W x 24" L (31 lbs)
 HY7816/ 00970 » Pollen (3" TH) (shown)
 ART8387-48/ 00998 » Rays (7" TH)

D WALL PLAY ORB ON GREY SUBSTRATE //
 HY7823/ 01200 » 60" L x 40" H x 2.5" TH

① Indoors only unless otherwise specified. 4-6 week lead time upon receipt of 60% down payment. Security hardware included. We can manufacture most substrates to your requested site specific colors and measurements. Call for quote.

KEY
 Truck Shipping NEW







art without limits

Wall Play™ is utterly flexible and a powerful way to create art that does not need to be contained by frames or other constraints. Gold Leaf Design Group can work with you to develop site-specific designs that are unique to your space. We can provide templates for on site installation or have a Gold Leaf installation team do the work for you. Contact one of our Design Project Managers to find what works best for you and your budget.



① Indoors only unless otherwise specified.
4-6 week lead time upon receipt of
60% down payment. Security hardware
included. We can manufacture most
substrates to your requested site specific
colors and measurements. Call for quote.




A WALL PLAY 'MAGNETIC' //
ART8385-36/ 00890 » 36"SQ x 4.63"TH
(44 lbs)


B WALL PLAY 'UNDER THE SEA' //
ART8386-60/ 01030 » 60"L x 40"H x 4.25"TH
(45 lbs)

C WALL PLAY, LINEAR //
Can be created for vertical or horizontal hanging.
72"H x 18"W x 4"TH (49 lbs)
HY8341/ 00920 » 'Whites'
HY3001/ 01305 » 'Color Brite'

KEY
 Truck Shipping NEW Outdoor Safe




A



B



C



D

outdoor wall play

To make outdoor safe wall art for most environments, we combined our popular outdoor safe Wall Play with a custom pvc substrate. We manufacture most substrates to your requested site specific dimensions and color (most exterior paint colors available). Contact us for a quotation of your custom design. 6-8 week lead time upon receipt of 60% down payment. Cleat hanger included.

A OUTDOOR 'CUBICAL, CREAM' //
ART8434-UV/ 00750 » 36"SQ x 5.6"TH (35 lbs)

B OUTDOOR 'CACTUS' //
ART8436-UV/ 00720 » 36"SQ x 4.5"TH (36 lbs)

C OUTDOOR 'ORGANIC' //
ART8437-UV/ 00720 » 36"SQ x 5.25"TH (39 lbs)

D OUTDOOR 'SEED, BLACK' //
ART8439-UV/ 00720 » 36"SQ x 5"TH (36 lbs)



outdoor macramé

Inspired by our popular Muse Modern™ Macramé Wall Art, we created an outdoor version along with complimentary hanging basket. Use as a green wall or as a divider. Both are made of 100% nylon and are pliable. No two are alike.

PANEL // ☁️ 🚚 Ⓜ️

5"L loops at top for hanging. Visible rope end cuts at bottom. After suspended, the macramé panel will naturally relax and lengthen. It is also pliable to allow minimal lengthening and expanding. Hanging rod not included. We use a 96"L x 1.3"D steel gloss white heavy duty closet rod from Home Depot (# 886096002537, \$16.98).

TX8261-CR/ 00595 » 110"H x 59"W (34 lbs) • min 1

HANGING BASKET // ☁️ 🚚 Ⓜ️

Loop hanger at top. Can accommodate up to an 8"D grower pot. Pot not included.

TX8298/ 00028 » -47"H x 8"OD (0.5 lbs) • min 2




spinner wall art

Thick iron discs are hand painted in a circular pattern and powder coated to create a visually moving series. Cleat and security clip hangers extend from the wall at different levels to allow overlapping if hung together (largest diameter closest to the wall and smallest diameter farthest from the wall). Each one different. Colors, textures and brush strokes will vary from piece to piece.



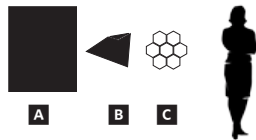
SPINNER WALL ART // Ⓜ️

- A IR8279-15/ 00070** » 15"D x 3.5"TH (7 lbs) • min 1
- B IR8279-20/ 00105** » 20"D x 2.5"TH (11.7 lbs) • min 1
- C IR8279-26/ 00148** » 26"D x 1.5"TH (19.2 lbs) • min 1 🚚



KEY

- 🚚 Truck Shipping
- ⚠️ Needs Liner
- ☁️ Outdoor Safe
- Ⓜ️ NEW



KEY

- Truck Shipping
- Popular
- Outdoor Safe
- NEW

A FACETED WALL ART //


Hand crafted of iron with a hand rubbed patina. Exposed dotted weld marks. Cleat and security clip hanger included. No two are exactly alike.

IR7934-40/ 00192 » 32"H x 40"W x 5"TH (23.14 lbs) • min 1

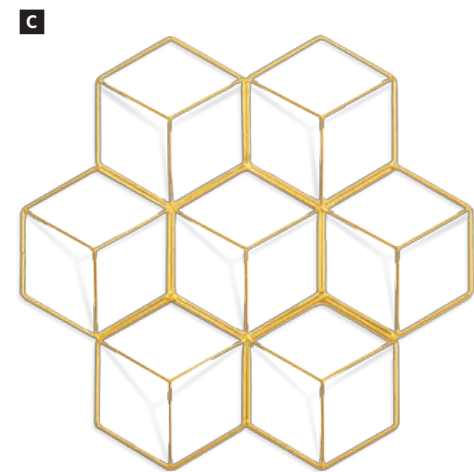
B ORIGAMI WALL POCKET //

A sculpture and planter in one—display in a group at different angles, with or without plants, outdoors or indoors. Handcrafted of stone, resin, and fiberglass, and features a granite-like texture and appearance. Two reinforced openings on the back flat side allow the piece to be positioned at different angles. Easily drill your own drainage holes if needed. Not a vase. Do not leave only water in it for long periods of time.

FG7251-22B/ 00049 » 21.5"L x 16.25"H x 6.25"TH w/ 11.5"L x 4"W opening (-8 lbs) • min 1




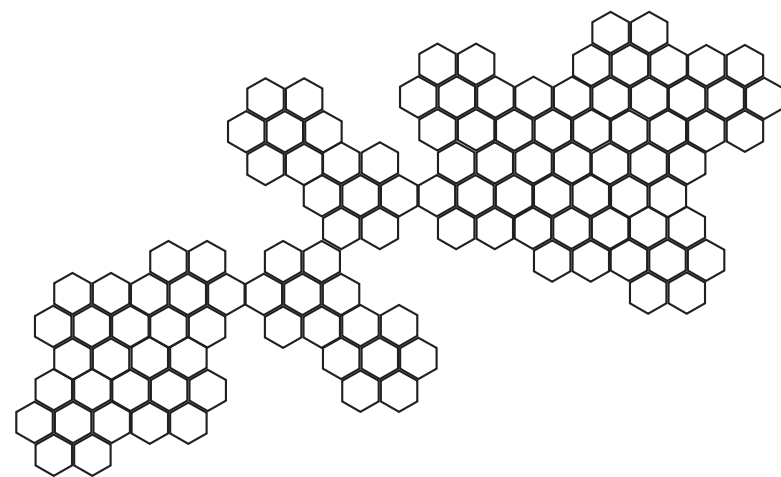
B



C HEX GRID WALL ART //

Group multiples together to create a three dimensional geometric display of optical illusion. Attach air plants to make your own 'living' green wall. Keyhole hanger on back. Indoors only.

IR3181-7/ 00025 » 19.25"H x 19.25"W x 2"TH (2 lbs) • min 2






A



C



B



D

BEEBLE WALL ART // ©

Hand crafted in resin. Gold finish can vary between each. Wall hanging or table sitting. Loop hanger.

A RE8112-13/ 00054 » RHINO • 14.75"L x 8"W x 4.75"H (1.65 lbs) • min 1

B RE8110-16/ 00054 » HERCULES • 16"L x 8.5"W x 4.75"H (1.65 lbs) • min 1

RESIN TWIG BOWL WALL ART // ©


Hand crafted in resin. Blackened silver finish can vary between each. Wall hanging or table sitting (protect table surfaces). Loop hanger. **See website for side view.**

C RE8116-11S/ 00039 » 12"OD x 3.75"TH (2 lbs) • min 1

CRYSTAL WALL ART // ©

We molded a large real cluster of crystals in resin. We then added a blackened silver electroplated finish. The silver finish varies between each. Cluster multiples together for a stunning display. Keyhole and security hardware hanger included. Shown with complementary Crystal table sculptures. **See page 70.**

D RE8104-ES/ 00081 » 12.5"OD x 6"TH (5 lbs) • min 1



B


A

CORAL WALL ART // ©

A found piece of real coral is molded in resin. Then, we added a blackened silver electroplated finish. The silver finish varies between each. Cluster multiples together for a stunning display. Keyhole and security hardware hanger included. **See our matching table sculptures on page 70.**

A RE8108-17ES/ 00079 » 18"OD x 2.5"TH (4 lbs) • min 1

B RE8108-23ES/ 00154 » 24"OD x 2.5"TH (8 lbs) • min 1



KEY

© NEW



A

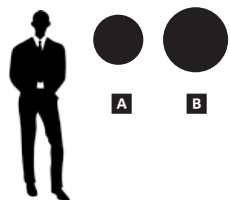
B



SAND DOLLAR WALL ART // ☁️🌐

Made of stone powder and resin. Keyhole + security hardware hangers. Outdoor safe but will discolor with time.


- A** FG8170-18/ 00040 » 18.8"OD x 2.4"TH (4.4 lbs) • min 1
- B** FG8170-24/ 00070 » 24.4"OD x 2.8"TH (8.14 lbs) • min 1



A



B



C



D

KERL MIRROR // 🚚🌐

Keyhole hanger.

- A** IR8267-27/ 00070 » 28"OD x 3.75"TH (12.6 lbs) • min 1

GIANNA MIRROR // 🚚


Made of torch-blackened iron with a cleat hanging. See page 153 for matching side table.

- B** IR7921-36/ 00192 » 36"OD x 1.5"TH (23.75"D mirror) (41 lbs) • min 1

SAMURAI MEDALLION // ❤️

Plated iron. Indoors only. Ring hanger. Security hardware possible..

- C** IR879-21/ 00092 » 22"D x 3.4"TH (6 lbs) • min 1
- D** IR879-32/ 00160 » 32"D x 3.75"TH (10 lbs) • min 1



KEY

- 🚚 Truck Shipping
- ❤️ Popular
- ☁️ Outdoor Safe
- 🌐 NEW




ARRIVING
MAY 2018



ARRIVING
MAY 2018



C



**POLISHED STAINLESS STEEL
HALF BALLS** // ☁️

Keyhole hanging.

A SS2809-6/ 00009 » 6"D x 3"TH • min 2

B SS2809-10/ 00025 » 10"D x 5"TH • min 1

SPYRO 23.5"D WALL ART // ☁️

Made of polished stainless steel. Loop hanger on back.


C SS7883-24/ 00058 » 23.5"D x 2.5"TH (4 lbs) • min 1

HALF CIRCLE WIRE BALLS

For wall or table. Antique bronze color.

D IR2390-12/ LC16.13 » 12.75"D x 6"OW • min 1

E IR2390-18/ LC35.44 » 18"D x 9"OW • min 1



D

E



A


PULSE WALL ART, SET OF 2 // ☁️

The Pulse Wall Art comes as a set of polished stainless steel strips with a hanger that slides over the screw head on the wall. Use multiple sets for maximum effect.

A SS7890-2set/ 00032 » LG: 29.25"L x 4.5"OH x 1"TH & SM: 13.5"L x 3.5"OH x 1"TH (1.25 lbs) • min 1 set

KEY

☁️ Outdoor Safe ❤️ Popular 🚚 Truck Shipping



B

CREASE WALL ART // ☁️📦


Made of polished stainless steel. Keyhole hanger.

B SS7891-32/ 00142 » 32"SQ x ~4-5"TH (14 lbs) • min 1


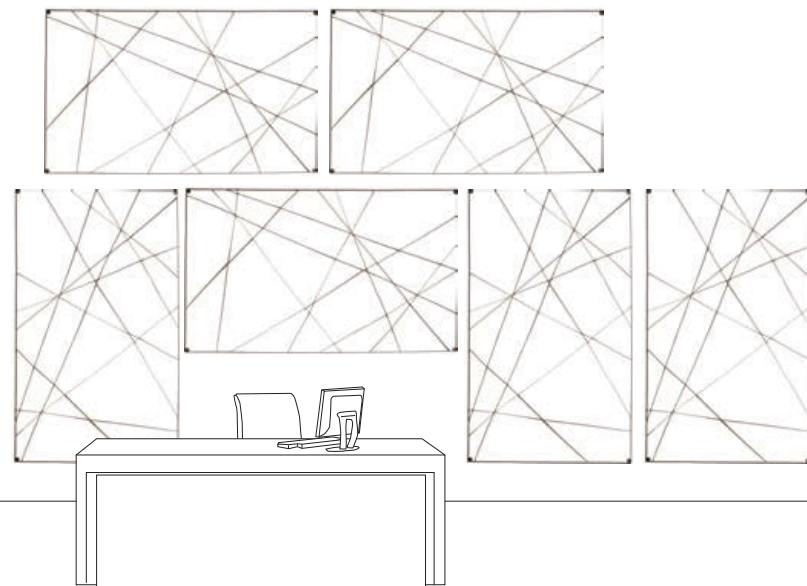
A

B






INTERSECT WALL ART //
 Open back. Round holes in all corners for vertical and horizontal hanging. Has visible exposed brass weld marks. Even though a tough powder coating has been applied, rust will eventually develop if left outdoors. Use with air plants or permanent botanicals to create a green wall. See our matching room divider/sculpture on page 125.
IR3401-60/ 00160 » 60"L x 36"W x 1"TH (-14 lbs) • min 1




ZEN WALL DISCS //
 Imitating puddles of water and raked sand. Keyhole hanging. Handmade with stone powder.

A CREAM\WHITE //
 Expect color variations and changes with age and exterior elements.
RE2565-20W/ 00040 » 19.5"D x 2.5"TH (6 lbs) • min 2
RE2565-30W/ 00070 » 27"D x 3"TH (10 lbs) • min 2

B GILDED //
 Hand gilded in our Chicago Studio, our popular Zen Wall Art can also be covered with copper and silver leaf. Indoors only.
RE2565-20G/ 00118 » 19.5"D x 2.5"TH (6 lbs) • min 1
RE2565-30G/ 00150 » 27"D x 3"TH (10 lbs) • min 1



METAL WOOD GRAIN WALL HANGING //
 Sporting an antique brass finish, our wood grain wall hanging is designed to be nested together allowing you to create large wall art, both symmetrical and abstract. The open back also allows creative stacking for added texture and the ring hangers facilitate vertical or horizontal hanging.
A 38060-16BL/ 00029 » 16"SQ x 1"TH • min 2
B 38060-32BL/ 00048 » 32"L x 16"W x 1"TH • min 2



custom wall art

We are always creating in our Chicago studio. We offer easy-to-install hanging art and entire custom designs to perfectly fit your project. See our website for more designs. Work with one of our Design Project Managers to find what works best for you and your budget. Email us: quotes@goldleafdesigngroup.com



Indoors only. 3-4 week lead time upon receipt of 60% down payment.



A




B




C

SHADOW BOX COLLECTIONS //
 We create interesting organized collections of objects in our Chicago studio. We have a variety of three dimensional art objects that can be easily permanently attached to most substrates. Open front, no glass. Contact us for a quotation of your custom design. Sawtooth hangers included.

A BRIGHT SHAPES //
ART8381-N/ 00330 » 20.25"SQ x 2.25"TH (8 lbs)
B CACTUS WALL PLAY //
ART8382/ 00178 » 12"SQ x 2.5"TH (4 lbs)
C POLLEN SCULPTURES //
ART8379/ 00310 » 20.25"SQ x 3"TH (6 lbs)



KEY
 Truck Shipping Made in Chicago
 Popular NEW



WIRE CUBE SCULPTURE WITH GILDED WOOD BLOCKS // 

Hang on wall by securing with wire around screw head. Each piece different. Hang horizontal, vertical or suspend.

ART8236/ 00665 » -54"L x 16"W x -12"TH

handmade paper

We combine traditional techniques with contemporary Earth-conscious materials to create our handmade art paper. Our papers use recycled materials such as cardboard, newspaper, sawdust, pineapple fiber, banana fiber, and fast-growing sustainable resources such as jute, grasses and mulberry into every sheet. Surface is paintable. Indoors only

Our handmade paper can be a perfect accent for your project. From pinning to wall or framing, to sculptural elements, window treatments, room dividers, and more.

PAPER SAMPLE BOOK

To best appreciate our paper, you should experience it! Order a swatchbook.

PR2863/ 00028 » 10.63"L x 5.31"W • min 1

* Includes postage! *



WALL DECOR



A



B



C

LARGE SHADOW BOX COLLECTIONS

Adapting our three dimensional components for wall art is easy. Open front, no glass. Hang vertical or horizontal. Sawtooth hangers included. We can easily add security hardware for an additional charge. Contact us for a quotation of your custom design.

A STAINLESS POLYHEDRA //  

ART8384/ 00450 » 50.5"L x 25.25"H x 4.5"TH (25 lbs)


B SHADOW BOX WITH WOOD CUBES //  

ART8390-50/ 00460 » 50.5"L x 25.25"H x 3.4"TH (25 lbs)

WALL ART 'PEACE' //  

We can produce most sizes, colors and textures of custom wall art. This item can also be utilized for indoor green walls. Inset detailed surface. Contact us for a quotation of your custom design. Clear hanger provided. See our 'peace' green walls on page 97.


C ART8435/ 00420 » 36"D x 3"TH (23 lbs)

 **Indoors only. 3-4 week lead time upon receipt of 60% down payment. Visit our website for more details.**




KEY

 Truck Shipping  NEW






SOLAR, GOLD METALLIC // ♻️
Painted on back. Use caution to prevent rubbing off of gold paint.
PR7507-GO/ 00132 » 98.4"L x 39.4"W • min 1




SOLAR, DARK GREY // ♻️❤️
PR2269/ 00129 »
98.4"L x 39.4"W • min 1



CURVA ELLIPSE, GOLD METALLIC // ♻️
Painted on back. Use caution to prevent rubbing off of gold paint.
PR983-GO/ 00132 » 98.4"L x 39.4"W • min 1




CURVA ELLIPSE, CREAM // ♻️
PR983-CR/ 00129 » 98.4"L x 39.4"W • min 1




KEY
♻️ Sustainable ❤️ Popular



JALI STAR, GREY // ♻️❤️
PR979-GY/ 00129 »
98.4"L x 39.4"W • min 1



DIGITAL, CREAM // ♻️❤️
PR980-CR/ 00129 »
98.4"L x 39.4"W • min 1



SCRIBBLE, INDIGO // ♻️
Colors do not bleed when wet.
PR8165-IN/ 00129 » 98.4"L x 39.4"W • min 1



WEAVE, GREY // ♻️
PR2267/ 00129 »
98.4"L x 39.4"W • min 1



KEY

♻️ Sustainable

❤️ Popular



RAIN, CREAM // ♻️
Hand made of hemp and mulberry fibers.
PR7937-CR/ 00089 » 98.4"L x 47.24"W • min 1



RED PRINTED SHEETS // ♻️
Sheets of colorful patterned paper made of recycled banana fibers in two styles. Natural materials used to produce paper causes variations in printing, texture, natural lines, and pattern. Every sheet is different.

- A** PR3231-RE/ LC4.88 » ABRA • 35.43"L x 24"W • min 4
- B** PR3230-RE/ LC4.88 » IKAT • 35.43"L x 24"W • min 4

KEY
♻️ Sustainable ♡ Popular

shadow box art

Assembled on demand in our Chicago studio, keyholes on the top back corners allow for a snug fit against the wall. Open front, no glass. Papers are floating, not attached for easy exchange. Each is different. Indoors only. 1-2 week lead time.



A



B



C



D



E



F




G



H


- A** 'CURVA PAPER' // ♻️ ♡
ART2845/ 028.75 » 12.5"SQ x 2.5"TH. • min 2
- B** 'WEAVE PAPER' // ♻️ ♡
ART2849/ 028.75 » 12.5"SQ x 2.5"TH. • min 2
- C** 'IKAT RED' // ♻️ ♡
ART7804/ 00022 » 12.5"SQ x 2.5"TH. • min 2
- D** 'IKAT BLUE' // ♻️ ♡
ART7141/ 00022 » 12.5"SQ x 2.5"TH. • min 2
- E** 'DIGITAL PAPER' // ♻️ ♡
ART2852/ 028.75 » 12.5"SQ x 2.5"TH. • min 2
- F** 'RADIANT PAPER' // ♻️ ♡
ART2856/ 028.75 » 12.5"SQ x 2.5"TH. • min 2
- G** 'SOLAR PAPER' // ♻️ ♡
ART2850/ 028.75 » 12.5"SQ x 2.5"TH. • min 2
- H** 'JALI PAPER' // ♻️ ♡
ART2843/ 028.75 » 12.5"SQ x 2.5"TH. • min 2

KEY
♻️ Sustainable ♡ Popular




Ⓢ Display in multiples for greater impact.






A




C




D



B



E



F

gilded shadow box paper art

Assembled in our Chicago studio, our handmade paper is permanently attached to the interior of our gilded shadow box. We can customize the color and components for your site specific project. Open front, no glass. Sawtooth hangers included. We can easily add security hardware for an additional charge. Contact us for a quotation of your custom design. 3-4 week lead time upon receipt of 60% down payment. Indoors only.

A GRID PAPER //
ART8286-25/ 00323 »
 25.25"SQ x 3.4"TH (8 lbs) • min 1

B RADIANT PAPER //
ART8389-25/ 00310 »
 25.25"SQ x 3.4"TH (8 lbs) • min 1

PROUDLY MADE IN CHICAGO

KEY
 Truck Shipping Holds Water
 Sustainable NEW

large shadow boxed paper

Assembled on demand in our Chicago studio, we can create for either vertical or horizontal hanging. No glass front. Each different. Matte black or natural wood. No changes. 3-4 week lead time upon receipt of 60% down payment. Indoors only. //

C ART2984-NAT25/ 00212 » 'DIGITAL PAPER' SQUARE • 25.25"SQ x 3.38"TH • min 1

D ART2986-25/ 00212 » 'GRID PAPER' SQUARE • 25.25"SQ x 3.38"TH • min 1

E ART2983-48/ 00280 » 'DIGITAL PAPER' • 50.5"L x 25.25"W x 3.38"TH • min 1

F ART2985-NAT48/ 00280 » 'CURVA ELLIPSE PAPER' • 50.5"L x 25.25"W x 3.38"TH • min 1



SCULPTURAL OBJECTS

DECORATIVE 64

MADE IN CHICAGO 83

PURPOSEFUL 86

JADE GLASS VASE //

See all our new large glass vases on pages 90 & 91.

D GL8173-6/ 00029 » 6.3"H x 6.7"OD (4 lbs) • min 2



ball chain & sway

Long-time Gold Leaf favorites, these vertical decoratives are made out of stainless steel. Some oxidation may occur on the surface but that only adds to the depth. Note: we do not use marine-grade stainless steel, so additional corrosion in salty climates is likely to occur.

A BALL CHAIN // ☁️❤️
Stainless steel grade #201

8769-7/ 00019 » 84" L • min 6

B BALL SWAY // ☁️❤️
Stainless steel grade #201. Easy assembly of 2 rods.

8766-7/ 00027 » 84" H • min 6

C POLISHED COLUMN CANDLES & VASES // ❤️☁️⚠️

A Gold Leaf favorite for many years. This sleek design is forged of #201 grade stainless steel and features a weighted base. Some oxidation may occur on the surface but can easily be maintained. Steel is not marine grade so extra oxidation in salty climates is to be expected. Candle is intended for outdoor use only. Remove the candle top and the column transforms into a chic urban hollow vase. If needed, weight the inside with sand to give extra stability.

38025-42/ 00099 » 42"H x 8.5"OW x 4.5"OP (14 lbs) • min 1

38025-52/ 00126 » 52"H x 9"OW x 4.5"OP (16 lbs) • min 1

38025-58/ 00145 » 58"H x 9.5"OW x 4.75"OP (18 lbs) • min 1

D STAINLESS TOTEM // ☁️Ⓜ️

Outdoor safe. Metal grade #201. Not marine safe. Salt spray and salt water will corrode. Slight oxidation may occur with inland weather but can be cleaned and maintained.

SS8284-52/ 00041 » 52"H x 3.5"OD (includes 8"L pick) (3 lbs) • min 1

KEY

⚠️ Needs Liner
☁️ Outdoor Safe

❤️ Popular
Ⓜ️ NEW



VORTEX FLOOR SCULPTURE //
 Part of our Vortex Collection. Hand crafted with striking mathematical accuracy. Black powder coated iron will eventually rust if left outdoors.
IR7157-68/ 00330 » 68"H x 19.75"SQ (25 lbs) • min 1



stainless steel

HANGING ORB PLANTERS //
 33"L stainless steel rope with loop at end, #304 stainless steel, not polished inside.
A SS2556-7/ 00032 » 7.75"D (6" opening) • min 2
B SS2556-12/ 00067 » 12"D (9.75" opening) • min 2

SEAWEED SCULPTURE //
 Made of polished stainless steel.
C SS7887-19/ 00027 » 19.5"H x 3.5"OD (1 lb) • min 1

STAINLESS POLYHEDRONS
 Stainless steel is not marine grade. Corrosion may take place in salty environments.

- D CUBES, SET OF 3** //
8757-3/ LC07.5 » 2.25"SQ • min 2 sets
- E OCTAHEDRON (8 SIDED)** //
SS005-4/ LC11.44 » 4.5"W x 6.5"L • min 2
- F DECAHEDRON (10 SIDED)** //
SS460-8/ LC10.88 » 8"L x 5"W • min 2
SS460-9/ LC14.63 » 9.75"L x 5.75"W • min 1
- G HEXAHEDRON (6 SIDED)** //
SS452-7/ LC07.5 » 7.75"L x 3"W • min 2



KEY

- Holds Water
- Truck Shipping
- Outdoor Safe
- NEW
- Popular

A CLADDED STAINLESS STEEL & WOOD FLOOR SCULPTURE //

Stainless steel sheet is carefully hammered, nailed and cladded onto repurposed antique wood pillars by hand. Small nail heads are visible. Each is unique and different. Black powder coated stand included. Indoors only. Stand shipped separate, assembly required.


WD8035/ 00240 » ~65"H x 7"W x 4"TH (base 12"SQ) (54 lbs) • min 1

STAINLESS STEEL TREE LIMBS //

We brought back another old favorite with a few modifications. Remove the base and stake into the landscape for an awesome sculpture. Open holes at tip ends. Base shipped unattached.

B SS3218-60/ 00198 » 60"H (-17 lbs) min 1

C SS3218-84/ 00240 » 84"H (-20 lbs) min 1



CIRCLE WIRE BALLS //

Handmade of intricate light-weight plated iron rings welded together. Though these forms are powder coated for outdoor use, rust can develop at the welds...adding a depth of color and texture.

A SILVER NICKEL
38034-4/ 0006.5 » 4"D • min 4
38034-6/ 0009.5 » 6"D • min 4
38034-8/ 016.25 » 8"D • min 4

B ANTIQUE BRONZE
38031-4/ LC003 » 4"D • min 4
38031-6/ LC4.13 » 6"D • min 4

C FORMA ART CHAIN SUSPENDED SCULPTURE //

Connect multiple sets together to extend. Eventually rust will form, adding dimension and rustic flair. (Six sets shown above)

IR815-4/ 0022.5 » Set of four shapes • min 1 set


D WIRE CRYSTAL PICK CLUSTER //

A sparkling accent to floral bouquets, orchid plants or simply place inside a vase.

BR3065/ 008.75 » 12"H + 4" pick • min 3

KEY

Outdoor Safe Popular



scientific beauty

A CRYSTAL PEDESTAL // ©

We molded large crystals in resin and lined the edge of a matte black round pedestal platform. We then added a gloss black finish to the crystals only. Flat open center is not level.

RE8102-B/ 00054 » 11"H x 10.75"OD (3.75 lbs) • min 1

CRYSTAL WALL ART & SCULPTURES

We molded a real cluster of crystals in resin. We then added a blackened silver electroplated finish. The silver finish varies between each.

B CRYSTAL WALL ART // ©

Cluster multiples together for a stunning display. Keyhole and security hardware hanger included.

RE8104-ES/ 00081 » 12.5"OD x 6"TH (5 lbs) • min 1

SCULPTURES

C 3.75"H // ©

RE8098-ES/ 00018 » 3.75"H x 6.5"L x 5"W (1 lbs) • min 2

D 8"H // ©

RE8092-ES/ 00027 » 8"H x 7"L x 4.75"W (1.54 lbs) • min 1

E 6"H // ©

RE8094-ES/ 00049 » 6"H x 12.75"L x 10"W (3 lbs) • min 1

KEY

🚚 Truck Shipping © NEW

CORAL SCULPTURES

A found piece of real coral is molded in resin. Then, we added a blackened silver electroplated finish and a blackened iron stand. The silver finish varies between each. Assembly required.

Match with our Coral Wall Hanging, see page 47.

F 21"H // ©

RE8106-21ES/ 00095 » 21"H x 14"L x 5"W (7 lbs) • min 1

G 27"H // © 🚚

RE8106-27ES/ 00212 » 27"H x 23.5"L x 8"W (14 lbs) • min 1

GALILEO MODELS

Swivel the layers to change the shape. Decorative object with movable parts, not a child's toy. Blackened iron with a whitewash patina.

H DIAMOND // ©

IR8265-D/ 00035 » 13.25"OD x 19.7"H (4.15 lbs) • min 2

I ORBITAL // ©

IR8263-O/ 00035 » 14"OD x 15.75"H (5.5 lbs) • min 2



A



B



C

A WHITE STONE RINGS WITH STAND

Hand-carved marble. Mounted on a wood base with a black iron stand. Stone can also lay flat on table surfaces without stand.

STK011-7W/ 00039 » 7"D. (1.78 lbs) • min 1
 STK011-10W/ 00046 » 10"D. (3.96 lbs) • min 1

B SHIVA LINGAM STONES // ☁

Hand carved from natural tumbled river stones from the Narmada River in India. Each one is different in size, color, shape, weight, etc. Color matching is not possible between each. A stainless steel ring stand is included with the small size only.

ST7272-6/ 00022 » 5.75"-6.25"L x 3"-3.5"D (-3 lbs) • min 2
 ST7272-8/ 029.75 » 7.75"-8.25"L x 3.5"-4"D (-6 lbs) • min 1

C DURIAN SCULPTURES // ♥

Exposed mold lines are evident. Bubbles, vacant tip edges, color and shape inconsistencies cannot be controlled and fruit may vary from piece to piece. We will not accept any claims for these issues.

8312/ 00022 » CREAM • 9.5"L x 7.5"D (3lbs) • min 1 ☁
 RE300/ 00033 » GILDED • 9.5"L x 7.5"D (3lbs) • min 1

FOLK WOOD SCULPTURES // 🌿

Made of sustainable natural eucalyptus wood, each piece is carved, burned by hand and different. Cracking, pitting, color, shape and textural differences are evident and are uncontrollable.

D WD8031-F/ 00051 » FEMALE • -21"H x 5"OD (-6.5 lbs) • min 1
 E WD8031-M/ 00051 » MALE • -25"H x 5"OD (7 lbs) • min 1

KEY

☁ Outdoor Safe ♥ Popular 🌿 Sustainable ® NEW



D

E



A



B



C



D



E



F

naturally beautiful wood sculptures

A PINEWOOD BUSTS // ♡

Raw wood is meticulously hand carved to reveal the natural graining of pine wood. Cracking, pitting and textural differences are evident and are expected and uncontrollable. No two are alike.

WD3249-14/ 00024 » 14"H x 4.4"OW
(2lbs) • min 1

WD3249-16/ 00028 » 15.75"H x 4.75"OW
(2.2 lbs) • min 1

B NORSE OWL SCULPTURES // ®

Each is individually hand carved to expose the textures and colors of natural raw mango wood. Even though a clear coating has been applied, cracking, pitting, color, shape and textural differences are evident and are uncontrollable.

WD8120-10/ 00032 » 10"H x 5"OD
(2.4 lbs) • min 1

WD8120-11/ 00037 » 11.2"H x 5.9"OD
(3.4 lbs) • min 1

ORGANIC BURNED WOOD SCULPTURES

Shape, wood grain, and burning color will always vary. Indoors only.

C WD962-10R/ 00019 » RING, SMALL •
10.5"OD x 2.25"TH • min 1

D WD962-15/ 029.75 » RING, LARGE •
15.5"L x 13"H x 2.75"TH • min 1

E WD967-9/ LC18.75 » BALL SCULPTURE •
7"-9"OD • min 1

F LARGE WOOD CHAIN // ♡

Hand carved wood rings are looped together to give the illusion of a giant chain. No two will match. Expect color, size, wood, and texture variations. We cannot match any quantities for color.

WD3120-57/ 00160 » 57.5"L x 10"OD
with 2.25"TH link (-8 lbs) • min 1

G CHARRED BUSTS // ♡

Charred wood is a celebration of the juxtaposition between destruction and beauty. Each hand made mango wood object is individually carved and carefully set on fire to obtain a unique texture and color. Even though a clear coating has been applied, charred wood color and remnants could transfer or shed due to the natural wood characteristics and charring. Cracking, pitting, color, shape and textural differences are evident and are uncontrollable.

WD3254-15/ 00033 » 15.6"H x 6.75"L x 4.94"W
(3.6 lbs) • min 1.

WD3254-20/ 00051 » 20.25"H x 9.25"L x 4"W
(6.4 lbs) • min 1



G

KEY

♡ Popular

® NEW

Beauty in black & white

ORU SCULPTURES

Inexpensive contemporary art crafted in iron. Position any way you desire.

A IR2352-W/ LC07.5 » MALE, WHITE • 11.7"H x 3.75"OW • min 2

B IR2353-W/ LC7.88 » FEMALE, WHITE • 11.7"H x 3.75"OW • min 2

C IR2354-B/ LC10.88 » GEO, BLACK • 11.7"H x 6"OW • min 2

D IR2354-W/ LC10.88 » GEO, WHITE • 11.7"H x 6"OW • min 2

LARGE INLAID STONE SPHERES // 

Made from natural stone that vary in colors of cream and black with dark green hues inlaid onto a fiberglass form. Each different. Each sphere is handcrafted and may not be perfectly round. These are decorative objects, not intended for sitting.

E ST3362-16/ 00595 » CHECK • 16.5"D (-18 lbs) • min 1


F ST3358-16/ 00595 » STRIPE • 16.5"D (-14 lbs) • min 1



KEY

 Truck Shipping  NEW




BRUTALIST SCULPTURES // 

Aluminum sheet is painstakingly hand hammered, embossed and clad to carb compliant mdf. Patterns, textures and colors are different on each sculpture.

IR7933-28/ 00139 » 28.5"H x 4"SQ (6"SQ base) (9 lbs) • min 1

IR7933-60/ 00246 » 60.5"H x 6"SQ (8"SQ base) (25 lbs) • min 1



show it off

DISPLAY RISERS
 Bendable wires on iron stand.
D IR2337-10/ LC7.88 »
 10.5"H x 3"SQ • min 3
E IR2337-16/ LC9.38 »
 16.5"H x 3.5"SQ • min 3

SCULPTURAL OBJECTS

biomimics

INSPIRED BY NATURE

- A KELP SCULPTURES** // ☁
 8.75"L x 7"W x 6"H (2 lbs)
 RE7022-W/ 00042 » CREAM • min 1
 RE7022-B/ 00047 » BLACK • min 1
- B POLLEN SCULPTURES** // ☁
 3"D
 RE2813/ 0006.5 » CREAM • min 10
 RE7093-B/ 0007.5 » BLACK • min 10
- C SPONGE HANGING PLANTERS** // ☁ △
 Looks great with or without anything inside.
 Tip: remove the stainless steel rope hanger to change the sponge planter into a table or wall sculpture or a table planter. Looks great with or without anything inside. Protect table surfaces from condensation.
 9.25"L x 8"W x 5.9"H + 31.5"L hanger (2 lbs)
 RE3123-12/ 00041 » CREAM • min 2
 RE7020-12B/ 00046 » BLACK • min 2

KEY
 ☁ Outdoor Safe △ Requires Liner

indigo ceramic flowers

- CHRYSANTHEMUM**
F CR2316-IN/ LC6.75 » 6"D x 2.5"H • min 2
- ZINNA**
G CR907-IN/ LC3.75 » 2.75"D x 1.25"H • min 2





ANTIQUE BRASS TIFFIN & CHAPATI ASSORTED BOXES //  

Repurposed antique 100% brass Indian food containers. No two are alike and are not perfect. Differences in patina, spotting, dents, shape, non-working hinges show how special and unique each historical piece is. Do not expect these to be perfect. Not food safe. Tiffin boxes are two or three layer mix. We cannot control.

A TIFFIN
BR8032/ 00049 » -12"H x 5"OD • min 1

B CHAPATI
BR8034/ 00057 » -10"H x 3"OD • min 1

KEY

 Sustainable



A WIRE CRYSTALS // 

Set of 3
8850/ 009.95 » 10"L x 8"W x 5"H • min 12 sets
(Multiple sets shown)

B WIRE CUBES // 

Set of 4: 6" • 5" • 4" • 3"
8853/ 009.95 • min 12 sets,
(Multiple sets shown)

KEY

 Popular

KEY

 Sustainable  NEW



SCULPTURAL OBJECTS

create your own

Create freestanding, suspended, or wall art. Accent botanicals or fixtures. Combine with canvases to make dimensional art pieces. The possibilities are myriad. Each kit is made from clear coated wire with natural brass welds offering a sparkle of color. Each dimensional shape has two bendable wires for attaching the pieces and building your own sculpture.

CHARLEY HARPER

BY
GOLD LEAF DESIGN GROUP



HAND-FELTED BIRDS //

Bendable wire legs. Packaged in printed art box. See website for details. Minimum order is 6 sculptures of any style. Mix and Match! Purchase 6, get 1 free (our choice).

A BURROWING OWL

(painted 1956)
TX715/ LC10.01 » 6"L x 2.75"W x 4.25"H

B BLACKBURNIAN WARBLER

(painted 1960)
TX721/ LC10.01 » 7.75"L x 2"W x 4"H

C WHITE-BREASTED NUTHATCH

(painted 1954)
TX717/ LC10.01 » 5.25"L x 2"W x 5"H


D GREEN JAY




(painted 1956)
TX723/ LC10.01 » 6"L x 2.75"W x 6"H

E FEMALE CARDINAL COURTSHIP

(painted 1992)
TX720-F/ LC10.01 » 6.25"L x 4"W x 5"H

KEY

 Sustainable



custom fiberglass sculptures

Our Chicago studio includes several full-scale fabrication facilities for fiberglass, concrete, wood, and more. This allows us to create striking large-scale art on site under our artistic direction. You can see more of our custom creations in the Large Containers, Wall and Botanicals sections of our catalog. Custom finishes and designs available. Work with one of our Design Project Managers to find what works best for you and your budget.

LARGE FIBERGLASS DUCKS //

Can sit on or use as foot stool. Made in Chicago. Requires 4-6 week lead time upon receipt of 60% down payment. Gilded requires 6-8 weeks. There is an additional charge for custom colors. Specify Sherwin-Williams or Benjamin Moore standard colors. Does not float.






34"L x 23"W x 25.5"H • -35 lbs

- A FG2370-BL/ 00648 » Blue
- B FG2370-WH/ 00648 » Gloss White
- C FG2370-GO/ 00975 » Gilded
- D FG2370-GR/ 00648 » Dill green
- E FG2370-PI/ 00648 » Pink
- F FG2370-YE/ 00648 » Yellow
- G FG2370-OR/ 00648 » Orange 



 PROUDLY MADE IN CHICAGO

KEY

-  Truck Shipping
-  Popular
-  Outdoor Safe
-  Made in Chicago
-  NEW

SCULPTURAL OBJECTS

custom
fiberglass
sculptures



**A FLOWER POWER
SCULPTURE** // ☁️ 🚚 Ⓜ️
Part of Muse Modern™
66"H x 38"W x 12"TH (50 lbs)
FG8309-WH/ 00880 » WHITE
FG8309-YE/ 00990 » YELLOW
** Custom colors available **

B HOLLOW SPHERES // 🚚 Ⓜ️
Choose your Sherwin-Williams or Benjamin Moore
standard paint colors on any of our stock sizes. See
our website.
FG2410-12/ 00160 » 12"D
FG2410-18/ 00260 » 18"D
FG2410-24/ 00460 » 24"D



📍 Outdoor friendly unless otherwise specified. 4-6
week lead time upon receipt of 60% down
payment. Additional styles and finishes available. Visit our
website for more details.

KEY
🚚 Truck Shipping ☁️ Outdoor Safe Ⓜ️ NEW

📍 Outdoor friendly unless otherwise specified. 4-6 week lead time upon receipt of 60% down
payment. Additional styles and finishes available. Visit our website for more details.

C FIBERGLASS ROCK TOWERS // 🚚 Ⓜ️
Towers ship in multiple pieces, assembly is
required. There is an additional charge of \$400
for each tower if a 2 part knock-down version is
required. Each rock is faux painted and different.
Indoor use only, but outdoor version is available
with additional charges. 6-8 week lead time.


SHORT
76"H x 14.25"OD (base 17.75"SQ) (50 lbs)
FG8081-76/ 01100 » STONY FINISH (shown)
FG8329-76BL/ 01100 » MATTE BLUE

TALL
100.5"H x 14.25"OD (base 17.75"SQ) (55 lbs)
FG8081-100/ 01200 » STONY FINISH (shown)
FG8329-100BL/ 01200 » MATTE BLUE

D GHOST SCULPTURES // ☁️ 🚚 Ⓜ️
Add an abstract modern art touch to your
interior or exterior.

SHORT
50.5"H x 15"OD (-13 lbs)
FG468-50/ 00385 » WHITE
FG3652-50PW/ 00405 » PEWTER

TALL
60.5"H x 15"OD (-14 lbs)
FG468-60/ 00405 » WHITE
FG3652-60PW/ 00425 » PEWTER



KEY
🚚 Truck Shipping ☁️ Outdoor Safe Ⓜ️ NEW



LINEAR STAINLESS VASE // ☁️⚠️
 Having sleek, clean lines, our polished Stainless Linear Table Vase is perfect for any arrangement in any setting, indoor or outdoor. Durable, lightweight and no drainage hole makes concealing individual pots easy. We suggest still using a liner for added protection.

A SS7884-30/ 00070 » 30"L x 4"W x 4"H (6 lbs) • min 1

RAKU CACHEPOTS // ⚠️Ⓜ️
 Metallic dark grey with cream mottled texture. Spots and missing glaze are common for this glazing process. Imperfections are prized. Each piece different. Protect table surfaces from condensation.

B CR8306-5/ 0004.5 » 5.4"H x 5.12"D (2 lbs) Fits 4" pot • min 6

C CR8306-7/ 0009.5 » 7.25"H x 7.25"D (4 lbs) Fits 6" pot • min 4

ETRUSCAN VASES // ⚠️Ⓜ️
 Handmade and hand painted. No two are alike.


D IR8085-14/ 00055 » 14"H x 8"D (3 lbs) • min 1

E IR8085-17/ 00072 » 17"H x 10"D (5 lbs) • min 1

GOURDA VASES // ♡
 Each piece is hand made, painted and glazed. Best for dry botanicals only. No two are alike. Expect differences between each piece. Not suitable for exterior freezing. Protect table surfaces.

F CR7028-19/ 00049 » ≈18.9"H x 7.68"OD w/ 1.1"D opening (6 lbs) • min 1

G CR7028-29/ 00130 » ≈29"H x 11.8"OD w/ 1.5"D opening (19 lbs) • min 1



CERAMIC TEXTURED JAR WITH LID // ⚠️
 Grey crackle glaze. Removable lid. Protect table surfaces from condensation.

H 249864/ 00028 » 9.25"OH x 8.5"D (3 lbs) • min 2

VORTEX PORCELAIN VASE // ⚠️

I CR3264-6/ 0019.5 » 6.5"H x 4.9"OD with .69"D opening • min 2

PIMA VASES // ⚠️
 Made of glazed ceramic. Protect table surfaces.

J CR7134-4/ 0020.5 » 4"H x 6"D w/ 1.2"D opening (2 lbs) • min 2

K CR7135-7/ 0021.5 » 8"H x 4.25"D w/ .2" opening (2 lbs) • min 2

GRECCO URNS // ⚠️
 Hand hammered aluminum with a pewter rubbed patina.

L AL2203-19/ LC59.63 » 19.25"H x 11"OD • min 1

M AL2203-25/ LC108 » 25.75"H x 13"OD • min 1


PULLMAN BASKETS // Ⓜ️
 Woven iron with gold accents. Set of 2

N IR8264-2/ 00115 » L: 21"H x 17"OD & S: 16.5"H x 13.6"OD (-8 lbs) • min 1 set

KEY
 ⚠️ Holds Water
 ⚠️ Needs Liner
 ☁️ Outdoor Safe
 🚚 Truck Shipping
 Ⓜ️ NEW



join the scientific revolution

A CRYSTAL PEDESTAL // 

We molded large crystals and lined the edge of a matte black round pedestal platform. We then added a gloss black finish to the crystals only. Flat open center is not level.

RE8102-B/ 00054 » 11"H x 10.75"OD (3.75 lbs) • min 1

B CRYSTAL WALL ART & SCULPTURES // 

We molded a real cluster of crystals in resin. We then added a blackened silver electroplated finish. The silver finish varies between each. See page 70 for details.



A

B

B

KEY

-  Popular
-  Made in Chicago
-  Food Safe
-  NEW



A



C

B

SPONGE BOWL 15"OD // 

Made of polished silver plated aluminum with a polished textured interior. Hand wash only, not dishwasher safe.

A AL3921-15/ 00076 » 15"OD x 4"H (4 lbs) • min 1

MARBLE BLOCK TAPER CANDLE HOLDERS // 

Creative botanical uses. Candle not included.

B ST548-3/ LC009 » 3.5"H x 4"SQ • min 2


C ST548-4/ LC10.5 » 5.5"H x 4"SQ • min 2



D



E



F



G

Finishing Touches

D POD, JEWEL-TONE MIX // 

Loose pods in a hand made abaca net bag. Pieces vary in size and color. Approximately 30 pieces per abaca bag.

NT8161/ 00009 » 8"D • min 4

E ENTADA BEAN, BLEACHED

NT373-BL/ LC003 » -11.75"L x 2.25"W • min 6

F POD, NATURAL MIX // 

Loose pods in a recycled brown paper bag. Pieces vary in size and color. Approximately 70 pieces per paper bag.

NT8160/ 00009 » 8"D • min 4

G MODULAR WOOD CUBE GARLAND // 

This is a flexible decorative object and not a child's toy.

ART8402/ 00020 » 23"L x 1.25"W x 1.25"H • min 2

glass

A variety of special techniques are used to craft these hand blown art glass vases. Each one displays multiple layers of thick glass. Each piece is different and cannot be matched with another. Expect differences in color, size, shape and texture. Speck and pit marks are visible and uncontrollable.

SURF VASES //

A GL8163-6/ 00037 » 6.7"OD (5 lbs) • min 1

B GL8163-10/ 00074 » 10"OD (12 lbs) • min 1 

JADE VASES //

C GL8173-4/ 00019 » 4"H x 5"OD (2 lbs) • min 2

D GL8173-6/ 00029 » 6.3"H x 6.7"OD (4 lbs) • min 2

E GL8173-12/ 00075 » 12.6"H x 8"OD (7 lbs) • min 1 

AQUA VASE //

F GL8167-15/ 00106 » 15.4"H x 7.5"OD (10 lbs) • min 1

DESERT VASE //

G GL8164-15/ 00089 » 15.75"H x 10.25"OD (10 lbs) • min 1

ONYX VASE //

H GL8172-8/ 00045 » 8.7"H x 7.5"OD (3.23 lbs) • min 1

OPAL VASES //

I GL8169-7/ 00075 » 7.5"H x 10.25"OD (8.05 lbs) • min 1





J GL8169-11/ 00110 » 10"H x 14.75"OD (9.02 lbs) • min 1

K TUXEDO SHELVING UNIT //

We applied a black transparent patina over raw iron that reveal spotted areas which are NOT defects. Feet are ingenious levelers. White marble shelves shipped separately. Protect flooring under unit. Truck shipping. Requires extra care during moving.

IR8082-72/ 00980 » 48"L x 14"W x 72"H (390 lbs) • min 1


KEY

 Holds Water  Outdoor Safe
 Truck Shipping  NEW





A



B

servicing in style

COOL MARBLE MAKES ALL CUISINE HAUTE

KEY

🍴 Food Safe 🌿 Outdoor Safe 💧 Holds Water © NEW

PASCAL 20" L MARBLE PLATTER // 🍴🌿🌿🌿

Buffed marble with a recessed area. Each piece is unique. Expect differences in color, striations, shape and size. Protect table surfaces.

A ST8057-19/ 00035 » 20"L x 10"W x .5"TH (6.6 lbs) • min 1

POLYGON 18" L SERVING STONE // 🍴🌿🌿

Buffed marble. Each piece is unique. Expect differences in color, striations, shape and size. Protect table surfaces.

B ST8056-18/ 00022 » 18"L x 9"W x .5"TH (6.6 lbs) • min 1



hagi



SCULPTURAL OBJECTS



A

hagi ceramics

Handmade and glazed ceramic. Each unique. Expect variations in color, texture, and dimensions. Always protect table surfaces.

BEND VASE // 💧

A CR7183-12/ 00038 » 12"H x 11.8"L x 5"W (7 lbs), • min 2

SHALLOW BOWL // 💧

B CR7180-11/ 00024 » 11"OD x 2.5"H w/ 9.25"D opening (3 lbs) • min 3

BEND PLANTERS // 💧

C CR7182-8/ 009.75 » 8.8"L x 5"W x 3"H (2 lbs) • min 3

D CR7182-14/ 00018 » 14"L x 5"W x 3.25"H (3 lbs) • min 3



B



C



D



STAINLESS STEEL STONES




*find more
sculptural objects
to love in*

MUSE  MODERN



IBIZA SCULPTURES



'MAJESTIC' MOBILE



MARbled WOOD VASES



botanicals

GREEN WALLS 96

LARGE DESIGNS 102

OUTDOOR 111

TABLETOP 114

ELEMENTS 118

SUMMER LAVENDER MIX
IN ISHI PLANTER // 
HY8420-25/ 00280 » 36"H x 21"OD (24 lbs)



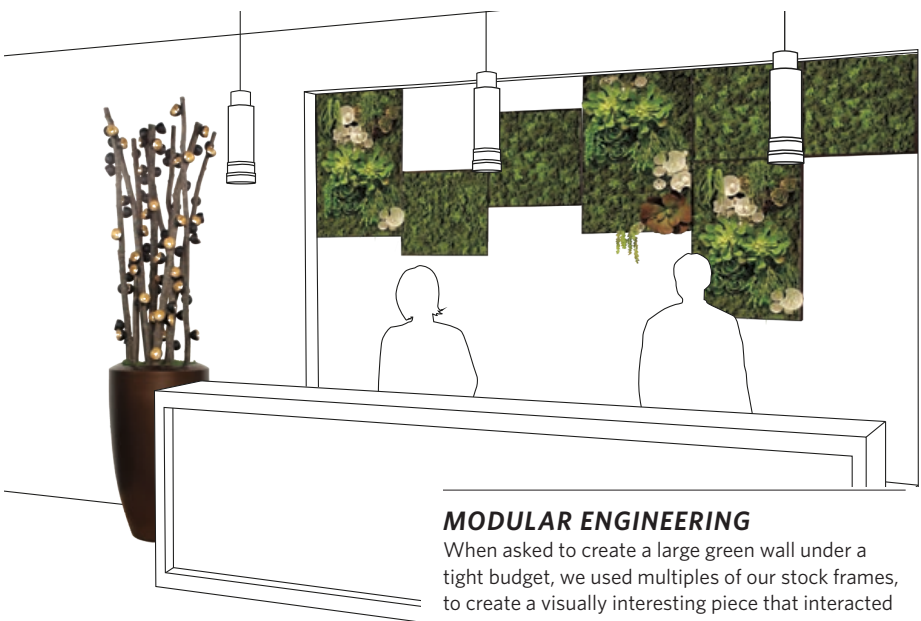
custom botanical designs

Our Chicago studio includes trained horticulturalists and botanical designers with decades of experience ensuring exceptionally realistic and stunning pieces. Our services range from the production of customer specified designs to large scale projects requiring conceptualization, design, fabrication and installation. Customizing colors, finishes, dimensions and styles is our specialty. We build to last. Work with one of our Design Project Managers to find what works best for you and your budget. **Visit our website to view our whole collection and get inspired.**

green walls

Always at the forefront, Gold Leaf Design Group continues to expand the definition of green wall design. From unique custom installations to modular, budget-conscious options, we can fulfill your vision.

Our green walls are carefully constructed with commercial grade materials and specific techniques to ensure a long life. We also blend interesting components that produce creative results setting us apart from others. Many sizes and styles are available. Email us at: quotes@goldleafdesigngroup.com



MODULAR ENGINEERING

When asked to create a large green wall under a tight budget, we used multiples of our stock frames, to create a visually interesting piece that interacted nicely with the modernist environment.

i SHARING THE KNOWLEDGE
We are trend setters with decades of experience in hospitality and commercial design. Have one of our talented design specialists present to your studio.

We are certified to provide continuing education credit.



Many of our designs are produced in our Chicago studio.



A



B



C



D



E



F

KEY
Truck Shipping



① Unless otherwise indicated, all designs are indoors only and require a 4-6 week lead time upon receipt of 60% down payment. Due to stock availability at time of purchase, some components may be substituted.

A GREEN WALL, 'PEACE' WITH BOXWOOD //
Cleat hanger provided.
HY8431-W/ 00780 » 36"D x 3"TH (27 lbs)

B GREEN WALL, 'PEACE' WITH CURLY GRASS //
Cleat hanger provided.
HY8433-W/ 00780 » 36"D x 3"TH (31 lbs)

C WALL PLAY 'CUBICAL' WITH SPANISH MOSS //
Looking for other options? We have an extensive collection of Wall Play and permanent botanicals. Cleat hanger provided.
ART8460-36W/ 00659 » 36"SQ x 5"TH


D WALL PLAY 'CUBICAL' WITH TILLANDSIA MIX //
Looking for other options? We have an extensive collection of Wall Play and permanent botanicals. Cleat hanger provided.
ART8456-36W/ 00680 » 36"SQ x 7"TH

E SUCCULENT PIXELATED
Walnut stained, open front, no glass. Sawtooth hanger included.
2-4 week lead time.
HY8462/ 00225 » 20"SQ x 3.75"TH (3.75 lbs)

F WHEATGRASS PIXELATED
Open front, no glass. Sawtooth hangers. 2-4 week lead time.
HY8303/ 00095 » 12"SQ x 4"TH (2 lbs) • min 1



① Unless otherwise indicated, all designs are indoors only and require a 4-6 week lead time upon receipt of 60% down payment. Due to stock availability at time of purchase, some components may be substituted but giving the overall appearance.



green walls


A REINDEER MOSS, LIME //
Security hardware included.
HY8176-L/ 00275 » 25.25"SQ x 3.38"TH

B 'MONDRIAN' //
Other patterns available. Let us develop your site-specific artwork.
HY3007/ 01660 » 60.6" H x 46.25"W x 4.5"TH

C SUCCULENTS WITH WALL PLAY //
Z8231 » 50.5"H x 25.25"W x 5.5"TH

D PERMANENT MOSS //
Security hardware included.
ART2949/ 00325 » 25.25"SQ x 3.38"TH

E MOOD MOSS //
Real preserved moss will change color with time.
Security hardware included.
HY8178-N/00395 » 25.25"SQ x 3.38"TH



green walls

A BOOKSHELF INSERTS //
This concept updates existing shelving, cubbies, and ledges. Work with our team to customize your own inserts that you simply lay into place. Plant combinations are endless and most sizes are possible. No security hardware needed.
Z8235 » 108"H x 30"W (custom sizes available)

B CURLY GRASS //
Cleat hanger included.
HY8237/ 00504 » 62.5"H x 12"W x 4"TH

C PERMANENT MOSS //
Six panels shown.
Z8230 » 111.75"H x 50.5"W x 3.38"TH

D TROPICAL //
Six panels shown.
Z8232 » 111.75"H x 50.5"W x 5.5"TH


E SUCCULENT MAT GROUNDCOVER //
HY3629/ 00495 » 62.5"H x 12"W x 2.6"TH

① Unless otherwise indicated, all designs are indoors only and require a 4-6 week lead time upon receipt of 60% down payment. Due to stock availability at time of purchase, some components may be substituted but giving the overall appearance.

KEY

Truck Shipping Call for Quote



A DRIFT WALL ART WITH MOSS // 
Cleft hanging hardware included.
HY7842/ 00610 » 48"H x 28"L x 4"TH (50 lbs)

B INTERSECT WALL ART WITH TILLANDSIA MIX //  
Open back. Exposed hangers in corners.
HY3632-1/ 00408 » 60"L x 36"W x 7"TH

C CALIFORNIA MIX MOSS SPHERE // 
Hollow form.
HY3673-34/ 01275 » 34"OD


GREEN WALL WITH SEDUM ALBUM // 
Satin black frame. Cleft hanger included.

D HY8457-13/ 00570 » 40"H x 15"W x 7"TH (19.2 lbs)
E HY8457-25/ 00990 » 40"H x 28"W x 7"TH (38.4 lbs)



① Unless otherwise indicated, all designs are indoors only and require a 4-6 week lead time upon receipt of 60% down payment. Due to stock availability at time of purchase, some components may be substituted but giving the overall appearance.

KEY
 Truck Shipping  Popular




green walls


MINI GREEN WALL SHADOW BOXES

Open keyholes on back for hanging. Open front, no glass. Shadow box is 12.5"SQ. Requires 1-2 week lead time.

A CURLY GRASS // 
HY7846/ 00068 » 12.5"SQ x 3.5"TH

B BURGUNDY MIX // 
HY8464/ 00099 » 14"SQ x 4"TH


C SUCCULENT MIX // 
HY8461/ 00125 » 12.5"SQ x 4"TH


D SUCCULENT MAT // 
HY3703/ 00088 » 12.5"SQ x 2"TH

E PERMANENT MOSS // 
HY3708/ 00072 » 12.5"SQ x 3"TH



① Unless otherwise indicated, all designs are indoors only and require a 4-6 week lead time upon receipt of 60% down payment. Due to stock availability at time of purchase, some components may be substituted but giving the overall appearance.


F ORGANIC MIX // 
Open front, no glass. Security hardware included.
HY8467/ 00480 » 37.25"L x 13.25"W x 4.5"TH (12 lbs)


G TILLANDSIA CLUSTER // 
Open front, no glass. Security hardware included.
ART2943/ 00358 » 37.25"H x 13.25"W x 9"TH

KEY
 Truck Shipping


large designs

Created and carefully constructed with commercial grade materials and specific techniques to ensure a long life. Each of our floor designs are made in our Chicago studio to your specifications. Many sizes and styles are available. See our website for more designs or email us for a quote on something entirely custom.


A ZEBRA GRASS IN LG BARREL, SATIN WHITE // 
Best value. 6-8 week lead time.
HY8307-WH/ 00697 » 46"OH x 28"OD (40 lbs)

B BEAR GRASS IN URBANO BELL FIBER CLAY PLANTER // 
HY3581-2/ 00390 » 46"OH x 50"OD (shown)
HY3581-1/ 00490 » 53"OH x 53"OD (not shown)

C SHORT JAPANESE GRASS IN TALL RECTANGLE // 
Fiberglass planter. 6-8 week lead time.
HY7918/ 00935 » 43"H x 36"L x 18"W


LIRIOPE IN NAOSHIMA // 
D HY7871-SM/ 00540 » 42"H x 36"OD
E HY7871-MD/ 00630 » 59"H x 36"OD

F GRASS MIX IN WALNUT VENEER PLANTER WITH LEGS // 
HY7865/ 01494 » 54"H x 58"L x 23"W

G YUCCA GRASS IN URBANO RECTANGLE PLANTER, SET OF 2 // 
Fiber cement planters.
HY7860-2set/ 01600 » LG: 38"L x 24"W x 76"H,
SM: 34"L x 20"W x 72"H • min 1 set

SELECT GRASS COMPONENTS

YUCCA GRASS CLUSTER PICK
PB7913-59/ 00025 » 59"H + 2.5"L stem x 14"OD • min 8

 Unless otherwise indicated, all large designs are indoors only and require a 4-6 week lead time upon receipt of 60% down payment.



KEY

 Truck Shipping



A



B



A



C



D


E




B



C

A JAPANESE GRASS IN 72" L PLANTER // 
HY3680/ 01330 » -56"OH x 80"OL x 8"OW

B LIRIOPE GRASS IN LINEA PLANTER // 
HY8425-48/ 00485 » 48"H x 36"OD (24 lbs)

C MIXED GRASSES IN LINEAR WOOD PLANTER // 
Best value.
HY8238/ 00940 » 40"L x 16"W x 48"H

SELECT GRASS COMPONENTS

UNPOTTED JAPANESE GRASS

PB575-17/ 00029 » 17"H + 3" stem (20 bunch set) • min 2 sets


PB575-29/ 00036 » 29"H + 3" stem (21 bunch set) • min 2 sets

PB575-60/ LC057 » 55"H + 5" stem (31 bunch set) • min 2 sets

LIRIOPE GRASS BUNCH

Each plastic leaf will relax with time and arch with age. Indoors only.

PB3310-23/ 00009 » 23"H + 4" stem x 8"OD • min 24

 Unless otherwise indicated, all large designs are indoors only and require a 4-6 week lead time upon receipt of 60% down payment.



F



G



D

D ALOE IN WHITE WASHED LINEAR PLANTER // 
Veneer.
HY7864/ 01115 » 36"H x 60"L x 28"W



E

E BEAR GRASS IN WHITE WASHED LINEAR PLANTER // 
Veneer.
HY7861/ 00936 » 44"H x 88"L x 48"W



A POTTED BEAR GRASS IN SAHARA BOWL // 

Visible pot glued inside.
HY8375-45/ 00265 » 45"H x 50"OD (33 lbs)

B LIRIOPE GRASS IN GIANT LINEA PLANTER // 

HY3620/ 01850 » 73"OH x 52"OD

C JAPANESE GRASS IN BRONZE-BLACK PLANTER // 

HY3617/ 00825 » 26"OH x 78"OL x 14"OW

D LIRIOPE GRASS IN WALNUT-STAINED OAK PLANTER WITH LEGS // 

HY3615/ 01419 » 36"OH x 84"OL x 27"OW




ⓘ Unless otherwise indicated, all large designs are indoors only and require a 4-6 week lead time upon receipt of 60% down payment.



A JAPANESE GRASS WITH BALL SWAY // 
HY8240/ 01170 » 52"L x 16"W x 50"H

B WEEPING WILLOW IN LARGE TRAPEZOID PLANTER // 
HY3619/ 01214 » 60"OH x 48"OD

C POTTED CENTURY GRASS IN LINEAR PLANTER // 
Visible pots glued inside.
HY8294/ 01011 » 64"L x 17"W x 61"H

D BEAR GRASS IN LINEAR PLANTER // 
Visible pots glued inside.
HY8465/ 00936 » 88"OL x 48"OW x 44"OH

ⓘ Unless otherwise indicated, all large designs are indoors only and require a 4-6 week lead time upon receipt of 60% down payment.



BOTANICALS






E POTTED BEAR GRASS // 

Weighted plastic matte black pot.
Place these in your existing planters to reduce costs.
PB3200-45/ 00093 » 45"H x 50"D

POTTED CENTURY GRASS // 

Weighted plastic matte black pot.
Place these in your existing planters to reduce costs.
F PB2572-60/ 00089 » 60"H x 17"OD • min 1
G PB2572-86/ 00199 » 86"H x 24"OD • min 1

KEY


-  Truck Shipping
-  Popular
-  Call for Quote








A

A SPATHIPHYLLUM WITH FLOWERS IN LINEAR PLANTER // 
HY8428/ 00960 » 56"L x 27"W x 36.5"H

B SELLOUM PHILODENDRON IN PUDDLE PLANTER // 
Our decorative rocks can be added for additional texture and weight for an additional charge. Visible pot glued inside.
HY8404-51/ 00500 » 51"H x 40"OD (36 lbs)

C BOXWOOD BALL 20"D IN WHITE FIBERGLASS BARREL // 
6-8 week lead time.
HY8463-20/ 00895 » 20"D x 49"H


D BOXWOOD BALL 30"D IN FIBERGLASS BARREL PLANTER // 
6-8 week lead time. Wood grain finish. Other finishes available.
HY8293-30/ 01200 » 59"H x 30"OD

E BOXWOOD BALL IN URBANO CUBE // 
Choose 30"D or 20"D boxwood ball.
HY8421-20/ 00506 » 31"H x 20"D (32 lbs)
HY8421-30/ 00726 » 44"H x 30"D (44 lbs)

F BOXWOOD BALL 20"D IN NAOSHIMA PLANTER // 
HY8423-39/ 00468 » 39.5"H x 20"OD (27 lbs)

SELECT COMPONENTS

BOXWOOD BALLS

Two halves shipped, assembly required. Indoors only
69402-20/ 00249 » 20"D • min 1
69402-30/ 00443 » 30"D • min 1 



C



B



D



E



F



A



B



C



D



E

F




G

A ALDER POLES IN LINEAR PLANTER // 
HY8213/ 01352 » 48"L x 9"W x 84"H

B BLEACHED KUWA IN RECTANGLE PLANTER // 
Bronze black finish. Other finishes available. Brown kuwa also available for the same price.
HY3216-48/ 00875 » 52"OL x 74"OH x 12"OW
HY3216-60/ 01025 » 64"OL x 74"OH x 12"OW

C BIRCH POLES IN SLATE VENEER PLANTER // 
HY8216/ 01450 » 36"L x 12"W x 70"OH

D RUBBER TREE IN PUDDLE PLANTER // 
Assembly required. Visible pot glued inside. Ships in two parts.
HY8391/ 00397 » 85"H x 40"OD (32 lbs)

E ROPE WRAPPED KUWA IN FIBERGLASS BARREL // 
6-8 week lead time
HY3032/ 00872 » 84"H x 36"OD


F STRAIGHT WILLOW IN FLARED PLANTER // 
HY8209/ 00895 » 84"H x 30"D

G TALKING STICKS IN RECTANGLE SLATE PLANTER // 
Custom sizes, colors, and styles available.
HY3595/ 01220 » 78"OH x 36"L x 12"W

SELECT COMPONENTS


NATURAL STONE SLATE VENEER SHEETS // 

Cutttable with fiberglass backing.
ST225-SS/ 00073 » 48"L x 24"H (3.58 lbs/sheet) • min 8 pcs

 Unless otherwise indicated, all large designs are indoors only and require a 4-6 week lead time upon receipt of 60% down payment.


KEY

 Truck Shipping

 Unless otherwise indicated, all large designs are indoors only and require a 4-6 week lead time upon receipt of 60% down payment.

A BALL SWAY IN URBANO BELL PLANTER //  
Outdoor or indoor.
HY3607-S/ 01060 » 94"OH x 28.4"OD

B BLEACHED KUWA IN LG URBANO BELL PLANTER // 
Each bleached wavy Kuwa branch is different.
HY8321-LG/ 00580 » 84"H x 30"OD (58 lbs)


C STAINLESS STEEL TREE LIMBS IN URBANO CUBE FIBER CLAY PLANTER // 
HY3637/ 01122 » 84.25"OH x 32"OD


SELECT COMPONENTS


KUWA BRANCHES
3 pcs/ bunch, 5'-6" L • min 5 bunches
6519-N/ 008.25 » BLEACHED
6519-B/ 008.25 » BROWN

STAINLESS STEEL BALL SWAY // 
8766-7/ 00027 » 84"H • min 6



D CIRCLE WIRE BALLS AND BROWN BAMBOO // 
Splitting of bamboo will occur. 6-8 week lead time.
HY8224-66/ 00798 » 66"H x 28"OD
HY8224-72/ 01099 » 72"H x 32"OD


E WALL PLAY™ ON ALDER POLES // 
6-8 week lead time.
HY8214/ 02220 » 86"OH x 28"OD


F BALL SWAY IN CUSTOM RECTANGLE PLANTER // 
Polished white river rock at base.
HY3659/ 01055 » 87"OH x 38"OL x 10"OW





① Unless otherwise indicated, all large designs are indoors only and require a 4-6 week lead time upon receipt of 60% down payment.

KEY
 Truck Shipping  Outdoor Safe

A FITTONIA IN ISHI PLANTER // 
HY8424-40/ 00475 » 40"H x 27"OD (26 lbs) • min 1

B SUMMER LAVENDER MIX IN ISHI PLANTER // 
HY8420-25/ 00280 » 36"H x 21"OD (24 lbs) • min 1

C ALOE IN TOMBO PLANTER // 
Set of 2.
HY7874-2set/ 00889 » 21.5"H x 16"OL x 15.25"W & 27"H x 20"OL x 19.5"W • min 1 set

D MEDITERRANEAN MIX IN DRIFT PLANTERS // 
Set of 2.
HY7868-2set/ 01015 » LG: 47"L x 28"W x 38"H & SM: 33"L x 24"W x 35"H (134 lbs) • min 1 set



E SEDUM ALBUM IN LARGE SAHARA BOWL // 
HY8427/ 00456 » 15"H x 27.6"D (33 lbs) • min 1



① Unless otherwise indicated, all large designs are indoors only and require a 4-6 week lead time upon receipt of 60% down payment.

KEY
 Truck Shipping



A INTERSECT SCREEN IN CUSTOM RECTANGLE PLANTER //

See page 125 for intersect screen alone.
HY7964/ 01655 » 49"L x 13"W x 61"H

B WHITE WASHED ROPE WRAPPED KUWA IN LARGE WHITE BARREL PLANTER //

6-8 week lead time.
HY7856/ 01034 » 84"H x 36"OD

C PAINTED ROPE WRAPPED WILLOW IN GLOSS WHITE LINEAR PLANTER //

6-8 week lead time.
HY7854/ 01332 » 82"H x 50"L x 12"W

D CLUSTER BAMBOO IN PIA PLANTER //

Assembly required. Shipped in two parts.
HY7875/ 00490 » 108"H x 54"OD

E CLUSTER BAMBOO SET IN URBANO RECTANGLE PLANTERS //

Set of 2.
HY3623/ 00685 » 84"OH x 52"OL x 46"OW & 84"OH x 48"OL x 40"OW

SELECT COMPONENTS

BAMBOO POLES WITH FOLIAGE, UNPOTTED SET //
50443/ LC93.75 » Set of 15 poles, 84"H • min 2 sets



outdoor designs

Special protection added to botanicals to guard against quick fading and discoloration outdoors. Best for protected and covered outdoor areas. Intensive sun and wind and human abuse can still damage foliage. No ground cover as shown; but, we can reduce the quantity of botanicals and add our rocks and stone chips to reduce costs and for added texture and weight. Planter can be manufactured in most sizes and custom painted colors. Contact us for a quotation of your custom size. **See more outdoor options on our website.**

A IVY, GREEN //
HY8407-L/ 01260 » LINEAR
62"L x 28"W x 28"H (50 lbs)
HY8407-C/ 00760 » CUBE
28"SQ x 27"H (30 lbs)

B POTATO VINE //
HY8405-C/ 00780 » CUBE
32"SQ x 29"H (30 lbs)
HY8405-L/ 01300 » LINEAR
60"L x 27"W x 27"H (50 lbs)

C PITTOSPORUM\ IVY MIX //
HY8411-L/ 01340 » LINEAR
60"L x 26"W x 30"H (50 lbs)
HY8411-C/ 00825 » CUBE
28"SQ x 30"H (30 lbs)

D IVY, VARIEGATED //
HY8409-C/ 00760 » CUBE
28"SQ x 27"H (30 lbs)
HY8409-L/ 01260 » LINEAR
62"L x 28"W x 28"H (50 lbs)

E VARIEGATED PITTOSPORUM //
HY8412-L/ 01400 » LINEAR
57"L x 18"W x 26"H (50 lbs)
HY8412-C/ 00840 » CUBE
26"SQ x 27"H (30 lbs)



BOTANICALS



ⓘ Outdoor designs require a 8-10 week lead time unless otherwise indicated upon receipt of 60% down payment.

KEY
 Truck Shipping Outdoor Safe

ⓘ Unless otherwise indicated, all large designs are indoors only and require a 4-6 week lead time upon receipt of 60% down payment.

KEY
 Truck Shipping



A



B



C

① Outdoor designs require a 8-10 week lead time unless otherwise indicated upon receipt of 60% down payment.



outdoor green wall

Low maintenance lushness for outdoor spaces. Best for protected and covered outdoor areas. Intensive sun and wind and human abuse can still damage foliage. Modular design allows large scale art to be created. See more outdoor options on our website.

A IVY, GREEN // ☁️ 📦

Cleat hanger provided.
HY8429-UV/ 00965 » 40"SQ x 8"TH (27 lbs)

C IVY, VARIEGATED // ☁️ 📦

Cleat hanger provided.
HY8430-UV/ 00965 » 40"SQ x 8"TH (27 lbs)

B 'LUSH' // ☁️ 📦

Two panels shown. Cleat hanger provided.
HY8458-UV/ 01115 » 40"SQ x 7"TH (32 lbs)

KEY


- 📦 Truck Shipping ⚠️ Needs Liner
- ☁️ Outdoor Safe 🆕 NEW



We continue to expand our outdoor offerings including our new Bird of Paradise permanent botanical. Visit our website for more designs and art pieces.

BIRD OF PARADISE, POTTED // ☁️ 📦 🆕

Wind and human abuse can still damage foliage. Plastic growers pot.
PB8356-64UV/ 00195 »
64"OH x 28"D • min 2



BOTANICALS

outdoor macramé

Inspired by our popular Muse Modern™ Macramé Wall Art, we created an outdoor version along with complimentary hanging basket. Use as a green wall or as a divider. Both are made of 100% nylon and are pliable. No two are alike.

PANEL // ☁️ 📦 🆕

5"L loops at top for hanging. Visible rope end cuts at bottom. After suspended, the macramé panel will naturally relax and lengthen. It is also pliable to allow minimal lengthening and expanding. Hanging rod not included. We use a 96"L x 1.3"D steel gloss white heavy duty closet rod from Home Depot (# 886096002537, \$16.98).
TX8261-CR/ 00595 » 110"H x 59"W (34 lbs) • min 1

HANGING BASKET // ☁️ 📦 ⚠️ 🆕

Loop hanger at top. Can accommodate up to an 8"D grower pot. Pot not included.
TX8298/ 00028 » -47"H x 8"OD (0.5 lbs) • min 2

table top designs

GLASS TERRARIUMS

These designs are customizable. Transparent glue is visible. Requires 1-2 week lead time.
5.5"H x 3"SQ (1 lb) • min 2


- A SPANISH MOSS**
HY8438/ 00019
- B KALANCHOE MORATA**
HY8452/ 00019
- C MICRO TILLANDSIA**
HY7832-G/ 00019
- D ECHEVERIA MINI**
HY8450/ 00019
- E JADE PLANT**
HY8451/ 00019
- F ANGEL VINE**
HY8453/ 00019

G GLASS CUBE WITH SEDUM

Requires 1-2 week lead time.
HY7831/ 00019 » 3.94"Cube • min 2

H RESIN CACTUS CENTERPIECE

Requires 2-4 week lead time.
Custom sizes, colors, styles available.
HY3470-18/ 00130 » 18"L x 4"W x 5"H • min 1



A XEROPHYTE MIX IN 27"D SAHARA BOWL //  

A mix of permanent and dried botanicals. Protect table top from scratching. Indoors only. 4-6 week lead time upon receipt of 60% down payment.
HY7834/ 00688 » 34"OD x 18"H • min 1

B STAGHORN FERN WITH SOIL BALL // 

Sit, hang, or suspend. Our Japanese Kokedama ball has a weighted base and a realistic staghorn fern permanently attached. Loop in center for hanging. Suspension string not included.
PB3442-18/ 00019 » 21"H x 18"OD • min 4

C ANGELINA SUCCULENT DESIGNS

Ceramic matte white planter.
PB7087-M/ 00043 » 8"OD x 7"H (3 lbs) • min 1

D ICE PLANT LARGE SUCCULENT DESIGN

Ceramic matte white planter.
PB7310-L/ 00064 » 13"OD x 8"H • min 1

KEY

 Truck Shipping  Made in Chicago  Popular



PODOCARPUS POTTED TREE

Weighted pot. INDOORS ONLY.

A PB7490-38/ 00045 » 38"H x 21"OD (3 lbs) • min 1

XEROGRAPHICA IN SPONGE PLANTER // *

1-2 week lead time.

B HY7826-BK/ 00085 » BLACK • 12"OD x 10.5"H

C HY7826-WH/ 00085 » CREAM • 12"OD x 10.5"H



linear table designs

We love working with our linear containers. The simple shape makes almost any small botanical a centerpiece! **See our website for more designs and contact us for a quotation of your custom design.**

D JAPANESE GRASS // 

Painted gloss white. 4-6 week lead time upon receipt of 60% down payment.

HY7904-36/ 00385 » 41"L x 10"W x 18.5"H



E ZEBRA GRASS

Stainless steel.


HY8318/ 00170 » 45"L x 19"W x 13"OH (8 lbs)



① All linear designs require a 1-2 week lead time unless otherwise noted. Protect table surfaces. Indoors only.



KEY

 Truck Shipping

linear table designs in stainless steel



SEDUM ALBUM

HY8392/ 00199 » 33"L x 9"W x 8.75"H (10 lbs)



XEROGRAPHICA

HY8454/ 00205 » 35"L x 11"W x 9.5"H (9 lbs)



BURGUNDY ECHEVERIA MIX

HY8394/ 00150 » 31.5"L x 8"W x 7"H (9 lbs)



GHOST GRAPTO

HY8397/ 00164 » 33"L x 7"W x 7"H (11 lbs)



PADDLE KALANCHOE

HY8400/ 00155 » 33"L x 9"W x 8"H (10 lbs)



GREY TILLANDSIA

HY8398/ 00174 » 37"L x 14"W x 10"H (9 lbs)



MINI YUCCA

HY8401/ 00156 » 34"L x 8"W x 8"H (9 lbs)



TABLE PLANTER, FOAM ALOE

For the price conscious. Re-arranging of foliage will be required. Choose this plant if budget is your highest concern.

HY8395/ 00136 » 32"L x 7"W x 9.5"H (8 lbs) • min 1



① All linear designs require a 1-2 week lead time unless otherwise noted. Protect table surfaces. Indoors only.

BOTANICALS

KEY

© NEW

A WEeping WILLOW

PB3127-64/ 0006.5 » 46"L + 18.25"L stem • min 12

B ANGEL VINE // ©

PB8196/ 00004 » 3.5"OD x 30"L + 2"L stem • min 24

C SPANISH MOSS GREY, HANGING

PB7280-28/ 0007.5 » 4"OD x 29"L + 2.25"L stem • min 24

D LIRIOPE GRASS BUNCH

PB3310-23/ 00009 » 23"H + 4" stem x 8"OD • min 24

E ALOE BUSH

PB7081-27/ 00046 » 10.5"OD x 21.5"H + 4.5"L stem • min 1

A XEROGRAFICA GREY // ♡

PB3142-11GY/ 00016 » 11"OD x 10.5"H + 2.6"L stem • min 3

B TILLANDSIA BRONZE TENUIFOLIA // ©

PB8181-BR/ 0006.5 » 11"OD x 4.75"H + 4.25"L stem • min 12

C TILLANDSIA LIME BRACHYS // ©

PB8182-LI/ 00003 » 7.5"OD x 4"H + 2.75"L stem • min 24

D TILLANDSIA MICRO CURLY

PB3145-RE/ 0002.5 » 4"OD x 3"H + 2"L stem • min 24

E TILLANDSIA BRONZE

AERANTHOS // ©

PB8184-BR/ 0002.5 » 7"OD x 4"H + 3"L stem • min 12

F TILLANDSIA GREY // ♡

PB2578-14/ 00006 » 14"OD x 9.5"OL + 4"L stem • min 6

G TILLANDSIA STRICTA // ©

PB8183-GR/ 00004 » 10"OD x 6"H + 3.5"L stem • min 12

KEY

♡ Popular © NEW



BOTANICALS

- A DUSTY PADDLE KALANCHOE // ♡**
PB2582-GR/ 0005.5 » 7.5"OD x 3"H + 3.5"L stem • min 12
- B KALANCHOE TETRA, MD // Ⓜ**
PB8191-MD/ 0005.5 » 7.5"OD x 3.75"H + 5"L stem • min 6
- C ECHEVERIA TWO-TONE MINI**
PB2579-TT/ 00003 » 3.75"OD x 2"H + 3.5"L stem • min 24

- D ECHEVERIA PULIDONIS BURGUNDY // ♡**
PB3160-8BU/ 004.75 » 6.5"OD x 2.5"H + 3.75"L stem • min 12
- E ECHEVERIA YONII RED // Ⓜ**
PB7078-R/ 00003 » 5"OD x 2"H + 3"L stem • min 12

- A ECHEVERIA PINK // Ⓜ**
PB8204-PI/ 0003.5 » 4"OD x 2.75"H + 3.5"L stem • min 12
- B KALANCHOE BURGUNDY MORATA // Ⓜ**
PB8194-BU/ 00003 » 5.25"OD x 3.5"H + 2"L stem • min 24
- C JADE PLANT // Ⓜ**
PB8193-TT/ 00003 » 3.75"OD x 5"H + 3.5"L stem • min 12
- D ECHEVERIA GRAPTO GHOST // Ⓜ**
PB7073-GH/ 00007 » 6.25"OD x 2.5"H + 3.5"L stem • min 12


- E SEDUM ALBUM // ♡**
PB7071-GR/ 00006 » 6"OD x 7"H + 3"L stem • min 12
- F YUCCA MINI GREEN // Ⓜ**
PB7079-GR/ 003.75 » 7"OD x 4.5"H + 2.5"L stem • min 24
- G KALE KALANCHOE // ♡**
PB2581-8/ 0004.5 » 8"D x 6.75"L • min 12

KEY

♡ Popular Ⓜ NEW

KEY

♡ Popular Ⓜ NEW



THESE POPULAR TREES GO FAST!
PREORDER NOW FOR JUNE ARRIVAL



permanent trees

POTTED FICUS //

Assembly required. Weighted pot. INDOORS ONLY. View close up on our website.

A PB7482-84/ 00170 » RUBBER
84"H x 40"OD (12 lbs) • min 1

B PB7471-84/ 00170 » FIDDLE LEAF
84"H x 44"OD (12 lbs) • min 1

PODOCARPUS POTTED TREES //

Weighted pot. INDOORS ONLY. View close up on our website.

C PB7490-38/ 00045 » 38"H x 21"OD (3 lbs) • min 1

D PB7490-71/ 00151 » 71"H x 40"OD (13 lbs) • min 1

E PB7490-92/ 00215 » 92"H x 44"OD (17 lbs) • min 1



KEY

Truck Shipping

Popular

PLANTERS & DIVIDERS

STOCK COLLECTIONS 124

MADE IN CHICAGO 136

VISTA //

Outdoor safe. Excellent for elevated outdoor barrier plantings. No drainage holes. Protect all flooring beneath planters. Warm concrete color will slightly change with age and environment.

FG8154-37/ 00144 » 37.8"H x 17.7"L x 10.6"W
(OP= 15"L x 8"W x 7.75"H) • 48 lbs • min 1

stainless steel

These planters are made of metal grade #304 and are water tight. Not marine safe. Salt spray and water will corrode. Slight oxidation may occur with inland weather but can be remedied with cleaning and maintenance. Drainage holes can be easily drilled into the surface.



A



B

FLOWER POT, BRUSHED //

- A 8768/ 389.75 » 22"H x 20"D • ~24 lbs • min 1
- B 8767/ 00572 » 42"H x 22"D • ~42 lbs • min 1

POLYGON, POLISHED //

- C 8778-18/ 00160 » 18"H x 14"W • 16 lbs • min 1
- D 8778-36/ 00290 » 36"H x 14"W • 31 lbs • min 1



C



D

CUBE WITH LIP, BRUSHED //

- E 8761/ 00329 » 18"L x 18"W x 18"H • ~27 lbs • min 1



E



F

RECTANGLE PLANTER WITH LIP, BRUSHED //

- F 8762/ 00490 » 36"L x 12"W x 15"H • ~40 lbs • min 1

KEY

- Holds Water
- Truck Shipping
- Needs Liner
- Outdoor Safe



A

POMPEII IRON URN, SET OF 2 //

Always protect flooring under planters.

- A IR8262-2/ 00120 » LG: 18.3"OD x 20.9"H & SM: 15"OD x 17"H • 8 lbs • min 1 set

INTERSECT SCREEN //

In a planter or as is, the Intersect Screen looks great as a barrier, space divider and sculpture. Has visible exposed brass weld marks on raw iron with clear coating. Crossing lines on all four sides with open top. Even though a tough powder coating has been applied, rust will develop over time if left outdoors. **See our Intersect Wall Hanging on page 52.**

- B IR7882/ 00380 » 48"L x 12"W x 53.75"H + 6"Legs • 20 lbs • min 1

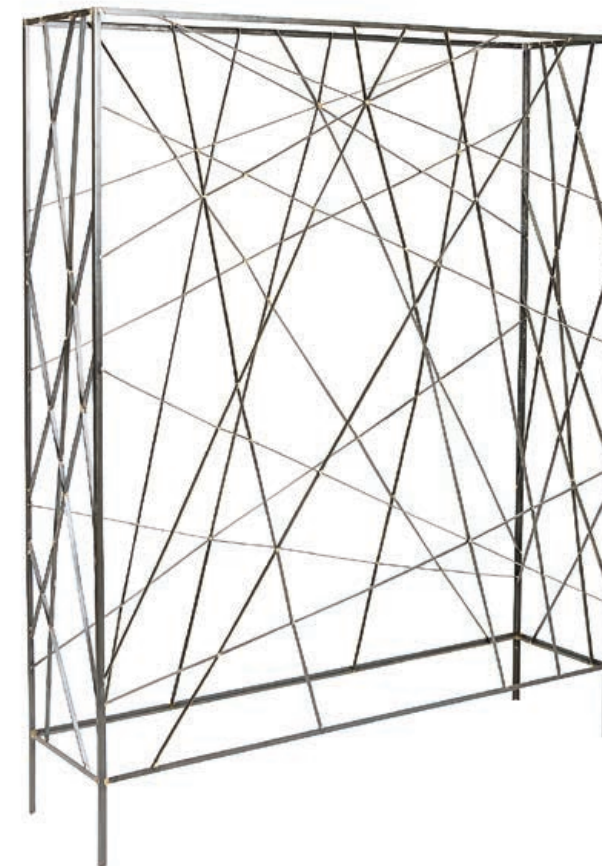
FIBERGLASS PIA SCALLOPED //

Japanese Modern inspired. Gloss white. Drainage holes can easily be drilled. Indoors only.

- C FG2347-36W/ 00189 » 36"H x 18.5"OD (15.25"OP) • 25 lbs • min 1

KEY


- Holds Water
- Truck Shipping
- Needs Liner
- Popular



B

C





PLANTERS & DIVIDERS

HYDRA FLOOR BASKETS //

We continue with an old favorite. They have graced many interior spaces including an Emmy® award ceremony. Our 'Hydra Collection' is named after the microscopic, simple fresh water creature that is probably one of the first multi-celled animals on Earth. Indoors only. Aluminum wire and iron.

3901-48/ 00485 » 48"H x 20"OD • -30 lbs • min 1

3901-60/ 00685 » 60"H x 24"OD • -48 lbs • min 1

3901-72/ 01100 » 72"H x 30"OD • -64 lbs • min 1

KEY

 Truck Shipping

 Popular



A LINEA FIBER CLAY

MEDIUM, SET OF 2 //   

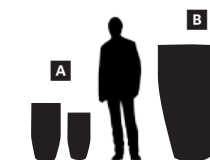
FG3463-27set/ 00140 » LG: 27.5"H x 14.3"OD (OP= 12.4"D) & SM: 22.25"H x 11"OD Top (OP= 9.25"D) • 35 lbs • min 1

B LINEA FIBER CLAY

EXTRA LARGE //   


FG3463-55/ 00650 » 55"H x 33.75"OD (OP= 29.5"D), 2" lip • 130 lbs • min 1

The look of urban modern distressed concrete, lightweight and durable, made of fiberglass and clay. Suitable for outdoor or indoor use. Each planter will have its own distinct color and cannot be controlled. Cream color will slightly change with age and environment. Exposed air bubbles, mold lines, color blotches and chipped edges are not defects but are intended to simulate aging concrete. Protect all flooring beneath planters. Drainage holes can easily be drilled if desired.




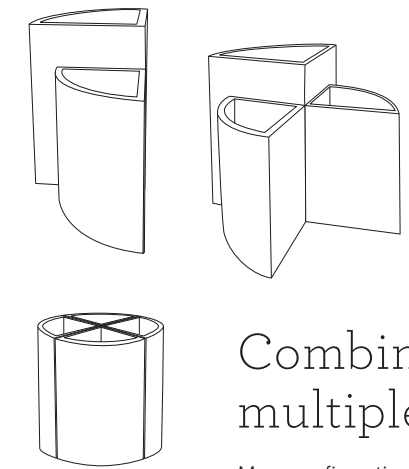
KEY

 Needs Liner

 Truck Shipping

 Outdoor Safe

 Popular



Combine multiples!
Many configurations are possible.

TREE STUMP //

A real tree stump is molded in fiberglass and resin. Then, we hand painted it in a brown/ gold/ copper finish. The finish varies between each. Fits a 13"D pot inside [top 33"L x 25.5"W (includes lip), bottom 21.5"L x 20.5"W]. No hole on bottom but can be easily drilled. Indoors only. Protect floor surfaces.

RE8109-BZ/ 00458 » 26"H x 33"OD • 25 lbs • min 1

KEY

Needs Liner Truck Shipping NEW



CORNER //

Outdoor safe. Perfect for corner placement or placing two or four flat sides together creating larger plant groupings. Liner needed and drainage holes can be easily drilled if desired. Protect all flooring beneath planters. Charcoal grey color will slightly change with age and environment.

FG8153-17/ 00052 » 17.72"H x 16.14"L x 11.8"W (1" lip) • 14 lbs • min 1

FG8153-23/ 00089 » 23.6"H x 22"L x 15.75"W (1" lip) • 27 lbs • min 1

KEY

Outdoor Safe Truck Shipping
 Needs Liner NEW



drift




A



B



C



D

Our collection of fiberglass and clay planters appear as urban modern distressed stone. Good for outdoor or indoor use. The added fiberglass inside the clay gives strength and durability. We cannot control color variations. Each one will have its own distinct color and markings. Exposed air bubbles, mold lines, color blotches, and chipped edges are not defects but mimic aged stone. Protect all flooring beneath planters. Charcoal grey color will slightly change with age and environment. Drainage holes can easily be drilled if desired.

DRIFT // ☁️🚚📦

Textured surface resembles the patterns of blowing and drifting sand.

A FG7042-2set/ 00230 » CUBE SET • LG: 23.6"H x 23.6"SQ & SM: 19.75"H x 19.75"SQ • 98 lbs • min 1

B FG7045-2set/ 00275 » RECTANGLE SET • LG: 18.25"H x 39"L x 18"W & SM: 15"H x 31"L x 14.75"W • 110 lbs • min 1

TOMBO, SET OF 2 // ☁️🚚📦

C FG7052-2set/ 00193 » LG: 27"H x 20"OL x 19.5"W & SM: 21.5"H x 16"OL x 15.25"W • 65 lbs • min 1

SAHARA BOWL // ☁️🚚📦

D FG7047-27/ 00098 » 10.6"H x 27.6"D • 33 lbs • min 1



puddle

PLANTERS & DIVIDERS

PUDDLE PLANTER SET OF 2 // ☁️🚚📦🆕

Outdoor safe. No drainage holes. Protect all flooring beneath planters. Charcoal grey color will slightly change with age and environment.

FG7050-2set/ 00077 » LG: 14.25"H x 18.75"OD (OP= 14.5"D) & SM: 10.5"H x 14"OD (OP= 10.75"D) • 32 lbs • min 1

KEY

- ☁️ Outdoor Safe
- 🚚 Truck Shipping
- 📦 Needs Liner
- 🆕 NEW





A



B



C



D



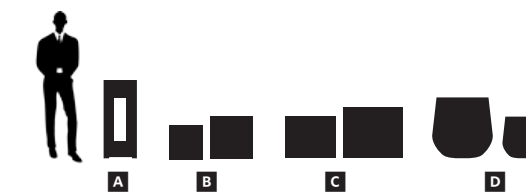
urbano

PLANTERS & DIVIDERS

VISTA // ☑️🚚🆕

Outdoor safe. Excellent for elevated outdoor barrier plantings. No drainage holes. Protect all flooring beneath planters. Warm concrete color will slightly change with age and environment.

A FG8154-37/ 00144 » 37.8"H x 17.7"L x 10.6"W (OP= 15"L x 8"W x 7.75"H) • 48 lbs • min 1



KEY

- ☑️ Outdoor Safe
- 🚚 Needs Liner
- 🆕 Truck Shipping
- ♥️ POPULAR
- 🆕 NEW

URBANO SETS // ☑️🚚♥️

The combination of clay and fiberglass creates a planter that is both lightweight and durable. The Urbano collection mimics the look of weathered concrete planters, distressed and beautiful. We cannot control color variations, each one will have its own distinct color. Exposed air bubbles, mold lines, color blotches, and chipped edges are not defects but meant to imitate aging concrete. Protect all flooring beneath planters. Warm concrete color will slightly change with age and environment. Requires liner to hold water but drainage holes can easily be drilled if desired.

B FG3464-19set/ 00120 » SQUARE SET • LG:19.7"SQ x 20"H (17.7"SQ opening) & SM:15.6"SQ x 16.1"H (13.6"SQ opening) • 56 lbs • min 1

C FG3470-27set/ 00170 » RECTANGLE SET • LG: 27.7"L x 15.75"W x 23.7"H (with 2" lip) & SM: 23.75"L x 11.8"W x 19.8"H (with 2" lip) • 70 lbs • min 1

D FG3465-28set/ 00230 » BELL SET • LG:28.5"H x 28.4"OD (20"D opening) & SM:19.5"H x 19"OD (13.3"D opening) • 73 lbs • min 1

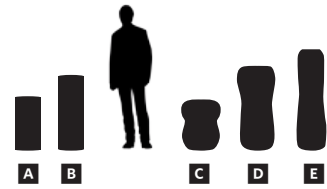
These large handmade statement pieces are made of granite stone powder and combined with resin and fiberglass. Suitable for outdoor and indoor uses. Expect natural color variations and changes with age and exterior elements. Mold lines are evident. Drainage holes can be easily drilled if desired. Protect floor surfaces.

ISHI CYLINDERS // ☁️🚚📦

- A** FG2348-25/ 0100.5 » 25.5"H x 12"OD (11.5"OP) • 19.8 lbs • min 1
- B** FG2348-35/ 128.75 » 35.5"H x 12"OD (11.5"OP) • 23 lbs • min 1

NAOSHIMA // ☁️🚚📦

- C** FG3245-24/ 00183 » 24"H x 18.5"OD (OP 12.75") • ~21 lbs • min 1
- D** FG3245-39/ 00249 » 39.75"H x 18"OD (OP 13") • ~27 lbs • min 1
- E** FG3245-47/ 00272 » 47.5"H x 14"OD (OP 8") • ~27 lbs • min 1



KEY

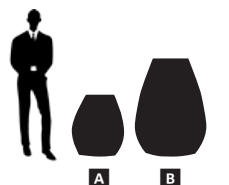
- ☁️ Outdoor Safe
- 🚚 Truck Shipping
- ⚠️ Needs Liner
- 📦 POPULAR



TRAPEZOID // ☁️🚚📦

Indoors or outdoors. These large handmade statement pieces are made of matte grey granite stone powder and combined with resin and fiberglass. Expect natural color variations and changes with age and exterior elements. Mold lines are evident. Simply drill your own drainage holes if required. Protect floor surfaces.

- A** FG3241-29/ 00272 » 29"H x 25.5"OD (OP 13.5" x 14") • ~30 lbs • min 1
- B** FG3241-46/ 00692 » 46"H x 32.25"OD (OP 18") • ~77 lbs • min 1



made-in-chicago planters

Produced in our Chicago studio, our made-to-order fiberglass and wood Large Containers are created for you in as little as four to six weeks (some items require longer). We also have the capability to change paint colors and finishes, create new molds for new sizes and shapes of three dimensional objects, and mass produce quantity orders. See our full collection on our website, gldg.net



NOBU, SMALL
(OMBRE FINISH)

NOBU, TALL
(GILDED FINISH)

AYA

fiberglass

Hand gilding, foiling, and painting are great examples of how we can take our stock designs and customize to most site-specific requirements. Indoors only. 4-6 week lead time upon receipt of 60% down payment. Visit our website for additional styles, concepts, and finishes.

NOBU, SMALL //
60"H x 12"OD | Weight: ~27 lbs
FG1067-OM/ 01020 » Ombre
FG1067-GLD/ 01150 » Gilded
FG1067-WHT/ 00650 » Satin white
** Additional finishes available **

NOBU, TALL //
67"H x 16"OD | Weight: ~47 lbs
FG1068-OM/ 01240 » Ombre
FG1068-GLD/ 01550 » Gilded
FG1068-WHT/ 00780 » Satin white
** Additional finishes available **

AYA SCULPTURE VASE //
84"H x 19.3"L x 10.23"W
(small opening at top) | Weight: ~65 lbs
FG1066-GLD/ 01375 » Gilded
FG1066-WHT/ 01080 » Satin white
** Additional finishes available **

KEY

- Needs Liner
- Truck Shipping
- NEW

finishes

We offer a wide variety of custom colors and finishes. Some of our most popular options include:



fiberglass



BARREL, LARGE // ☁️ ⚠️ 🚚
35"H x 22"OD | Weight: ~21 lbs
9503-WT/00476 » Satin white
9503-WD/00416 » Wood grain
9503-PW/00476 » Pewter
9503-BB/00416 » Bronze black
9503-TE/00416 » Terra cotta
9503-CL/00430 » Copper leaf (indoors only)
** Additional finishes available **

BARREL, SMALL // ☁️ ⚠️ 🚚
33"H x 15"OD | Weight: ~17 lbs
9505-WT/00378 » Satin white
9505-WD/00338 » Wood grain
9505-PW/00378 » Pewter
9505-BB/00338 » Bronze black
9505-TE/00338 » Terra cotta
9505-CL/00350 » Copper leaf (indoors only)
** Additional finishes available **

CONE WITH BOWL, TALL // ☁️ ⚠️ 🚚
48"H x 16.25"OD (Opening 15.75"D)
FG2365-48/00630 » Satin white
** Additional finishes available **

CONE WITH BOWL, SMALL // ☁️ ⚠️ 🚚
21"H x 16"OD (Opening 14.75"D)
FG2365-21/00470 » Satin white
** Additional finishes available **

① Drainage holes can easily be drilled. Indoors only unless specified. 4-6 week lead time upon receipt of 60% down payment. Additional styles and finishes available. Visit our website for more details.

fiberglass



SANTIAGO FLOOR PLANTER, GLOSS RED // ☁️ ⚠️ 🚚
Interior water proofing available with additional charges.
FG2411/ 01700 » 60"H x 24"D
** Additional finishes available **

FIBERGLASS XL FLOWER POT, SATIN WHITE // ☁️ ⚠️ 🚚 Ⓝ
12"H rim, 2"W lip
FG8343-WH/ 02200 » 60"H x 36"D • ~110 lbs
** Additional finishes available **



BARREL, LARGE
(WOOD GRAIN FINISH)

BARREL, SMALL
(TERRA COTTA FINISH)

CONE W/ BOWL, TALL
(SATIN WHITE FINISH)

CONE W/ BOWL, SMALL



SANTIAGO FLOOR PLANTER

XL FLOWER POT

KEY
☁️ Outdoor Safe 🚚 Truck Shipping
⚠️ Needs Liner Ⓝ NEW

finishes

We offer a wide variety of custom colors and finishes. Some of our most popular options include:



fiberglass



LOVE BARREL, SATIN WHITE //
 Most graphics and colors are possible on most of our planters (for indoor use only).
9503-LOVE/ 00638 » 35"H x 22"D (-21 lbs)

MADRID, TALL //
 48"H x 21.75"OD | Weight: -45 lbs
FG3643-PW/ 00940 » Pewter
FG464/ 00930 » Satin white
 ** Additional finishes available **

Drainage holes can easily be drilled. Indoors only unless specified. 4-6 week lead time upon receipt of 60% down payment. Additional styles and finishes available. Visit our website for more details.

We use our made-to-order and stock planters, such as our popular Pia planter, to create stunning botanical designs. See how we use them starting on page 102.



LOVE BARREL, LARGE

MADRID, TALL
(PEWTER FINISH)

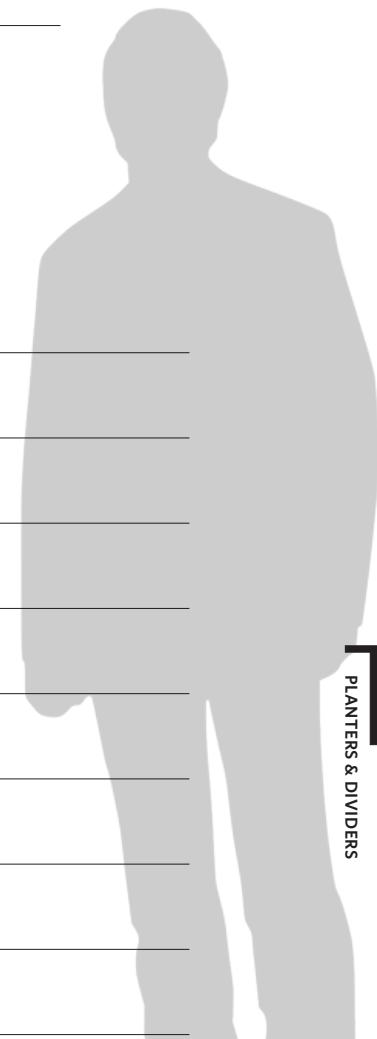


CUBE

LINEAR

LINEAR, PEWTER //
 Interior water proofing available with additional charges.
 Other sizes can be manufactured in other materials.
FG3645-60PW/ 01320 » 60"L x 20"W x 22"H

KEY
 Outdoor Safe Truck Shipping
 Needs Liner NEW



PLANTERS & DIVIDERS

finishes

We offer a wide variety of custom colors and finishes. Some of our most popular options include:



wood & composite



① Made-to-order in our Chicago studio. Most custom sizes, colors, finishes and textures are available. Indoors only. Call for a quotation of your custom design. 6-8 week lead time upon receipt of 60% down payment on order. Interior water proofing available with additional charges. Legs sold separately unless noted.



A 60"L DARK WALNUT STAIN

A DARK WALNUT STAIN //
WD8308-60/ 00580 » 60"L x 12"W x 12"H
** Additional finishes available **

B WHITE WASH STAIN //
WD8312-48/ 00540 » 48"L x 12"W x 15"H
** Additional finishes available **

C NATURAL WALNUT VENEER //
WD8347-48/ 00495 » 48"L x 13"W x 12"H
WD8347-72/ 00500 » 72"L x 8"W x 8"H
** Additional finishes available **


D PAINTED BRONZE BLACK //
WD8301-48/ 00400 » 48"L x 7"W x 20"H
WD8301-72/ 00630 » 72"L x 9"W x 18"H
** Additional finishes available **



B 48"L WHITE WASH STAIN



C 48"L & 72"L NATURAL WALNUT VENEER



D 48"L & 72"L PAINTED BRONZE BLACK

KEY

Needs Liner Truck Shipping



E 50"L PAINTED GLOSS RED

E PAINTED GLOSS RED //
WD8349-50RE/ 00500 » 50"L x 14"W x 8"OH
** Additional finishes available **

F PAINTED GLOSS RED WITH LEGS //
WD8346-50RE/ 00564 » 50"L x 14"W x 15"OH
(7"H legs)
** Additional finishes available **



F 50"L PAINTED GLOSS RED WITH LEGS

① Made-to-order in our Chicago studio. Most custom sizes, colors, finishes and textures are available. Indoors only. Call for a quotation of your custom design. 6-8 week lead time upon receipt of 60% down payment on order. Interior water proofing available with additional charges. Legs sold separately unless noted.

KEY

Needs Liner Outdoor Safe
 Truck Shipping Popular

stainless steel planter legs

BRUSHED SILVER //
SS3058-17/ 0028.5 » 17"H x 1"SQ • min 4
SS3058-7/ 0018.5 » 7"H x 1"SQ • min 4

BRONZE PATINA //
Distressed hand rubbed bronze patina.
Each one different.
SS3060-17/ 0028.5 » 17"H x 1"SQ • min 4
SS3060-7/ 0018.5 » 7"H x 1"SQ • min 4

Elevate your design with our outdoor safe metal planter legs in two heights. Legs can be adapted to fit most designs. Four screw holes on two 6"L wings for planter attachment. Screws not included.



wood & composite



① Made-to-order in our Chicago studio. Most custom sizes, colors, finishes and textures are available. Indoors only. Call for a quotation of your custom design. 6-8 week lead time upon receipt of 60% down payment on order. Interior water proofing available with additional charges. Legs sold separately unless noted.

PAINTED SATIN BURGUNDY //

A WD8346-60BU/ 00595 »
60"L x 14"W x 15"OH (7"H legs)

B WD8349-60BU/ 00540 »
60"L x 14"W x 8"OH
** Additional finishes available **

PAINTED SATIN BLACK //

C WD8349-60BL/ 00540 »
60"L x 14"W x 8"OH
** Additional finishes available **

PAINTED PEWTER //

D WD985-48PW/ 00540 » 48"L x 14"W x 12"H
** Additional finishes available **



A 60"L PAINTED SATIN BURGUNDY WITH LEGS



B 60"L PAINTED SATIN BURGUNDY



C 60"L PAINTED SATIN BLACK



D 48"L PAINTED PEWTER

KEY

Needs Liner Truck Shipping



FURNITURE RUGS & LIGHTS

BRUTALIST PEDESTAL //

Aluminum sheet is painstakingly hand hammered, embossed and clad to carb compliant mdf. Patterns, textures and colors vary between each piece. Truck shipping.


IR8021/ 00410 » 48"H x 16"SQ (61 lbs) • min 1



A



B



CRAZE COFFEE TABLE //

Individual stone shapes are inlaid by hand onto a fiberglass form. Made from natural stone. Color characteristics will vary.

A ST7198-32/ 02200 » 32.4"SQ x 15"H (83 lbs) • min 1

SPONGE ACCENT TABLE //

Made of polished gold plated aluminum. Glass top and base are shipped separate.

B AL3916/ 00285 » 19.5"H x 20.9"OD (22 lbs) • min 1

RADIX TABLES //

Each piece of color is an individual stone shape that is inlaid by hand onto a fiberglass form. Each is different. Made from natural stone. Color characteristics will vary.

C ST7195-22/ 00700 » SIDE TABLE 22"H x 13.5"OD (30 lbs) • min 1

D ST7195-36/ 02170 » COFFEE TABLE 34.25" x 18" (bottom) 36.5" x 20.5" (top) x 15.5"H (80 lbs) • min 1



KEY

Truck Shipping



inlaid stone

Individual stone shapes are inlaid by hand onto a fiberglass form. Made from natural stone. Color characteristics will vary.

TABLES

A CUBE SIDE TABLE //
ST3357-16/ 00635 » 16.25"SQ x 16.4"H (-34 lbs) • min 1

B COFFEE TABLE //
ST3359-32/ 01720 » 32.4"SQ x 14"H (-74 lbs) • min 1

ACCESSORIZE!

C STRIPE STONE SPHERE //
ST3358-16/ LC446.25 » 16.5"D (-14 lbs) • min 1

D CHECK STONE SPHERE //
ST3362-16/ LC446.25 » 16.5"D (-18 lbs) • min 1

KEY

Truck Shipping



ORIGAMI PAPER LAMPS* // ♡

Simple and graphic, these lamps look great off or on and in clusters.

- A** LT2705-19/ LC26.81 » 19"H x 15"OD • min 1
- B** LT2709-20/ LC26.81 » 20"H x 12"OD • min 1
- C** LT2707-14/ LC26.81 » 13.5"H x 18"OD • min 1

* Not California Title 20 Compliant

KEY

♡ Popular



ARIA CANDLE CHANDELIERS


Bring in from outdoors after use. Two can be attached together. Glass votive cups included.

WHITE

- IR2378-W/ LC37.88** » 16"D x 16"H • min 1
- IR2380-W/ LC43.88** » 20"D x 20"H • min 1

BLACK

- IR2378-B/ LC37.88** » 16"D x 16"H • min 1
- IR2380-B/ LC43.88** » 20"D x 20"H • min 1



TUXEDO SHELVING UNIT // 🚚 Ⓜ

We applied a black transparent patina over raw iron that reveals spotted areas which are NOT defects. Feet are ingenious levelers. White marble shelves shipped separately. Protect flooring under unit. Truck shipping. Requires extra care during moving.

IR8082-72/ 00980 » 48"L x 14"W x 72"H (390 lbs) • min 1



KEY

🚚 Truck Shipping
Ⓜ NEW



rugs

Each is handcrafted.

SANSKRIT

Bound finished edge. 80% wool, 20% cotton.

A TX7617-8/ 00380 » 5'W x 8'L • min 1

SHAMAN

Bound finished edge. 80% wool, 20% cotton.

B TX7624-8/ 00380 » 5'W x 8'L • min 1

GEOMETRIC // ♥

Dry clean only. Made of 100% cotton.

C TX2759-8/LC107.25 » 5'W x 8'L • min 1

TX2759-9/ LC144.75 » 6'W x 9'L • min 1

SCRATCHED LEATHER RUNNERS // ♥

Each a work of art. Handmade of salvaged leather.

Sewn felt backing. Vacuum clean without beater brush or rotating bristles. Do not wash or expose to moisture or direct sun. Do not fold. Professional dry clean only.

D TX2767-2/ LC158.25 » BLUEPRINT • 2'W x 8'L • min 1

E TX2764-2/ LC158.25 » ESPRESSO • 2'W x 8'L • min 1

large rugs

Each is handcrafted.

FLEUR // 🚚

MADE TO ORDER. With a 60% down payment and 4-5 month lead time. Bound finished edge. Made of recycled silk sari fibers and wool.

F TX7011-10/ 01800 » 8'W x 10'L (40 lbs) • min 1

ABRA // 🚚

Shibori at its best! Hand tufted. 80% wool, 20% cotton.

G TX2769-10/ 01200 » 8'W x 10'L • min 1



KEY

♥ Popular

KEY

🚚 Truck Shipping
♻️ Sustainable



BRUTALIST PEDESTAL //

Antiqued aluminum sheet is painstakingly hand hammered, embossed and clad to carb compliant mdf. Patterns, textures and colors vary between each piece.


A IR8021/ 00410 » 48"H x 16"SQ (61 lbs) • min 1

ACCESSORIZE!

BRUTALIST SCULPTURES //

B IR7933-28/ 00139 » 28.5"H x 4"SQ (6"SQ base) (9 lbs) • min 1

C IR7933-60/ 00246 » 60.5"H x 6"SQ (8"SQ base) (25 lbs) • min 1



KEY
 Truck Shipping
 NEW



GIANNA ACCENT TABLE //

Made of torch-blackened iron with a brown & cream toned marble inset table top.

A IR7920-16/ 00270 » 20"H x 16"D (34 lbs) • min 1

ACCESSORIZE!

GIANNA MIRROR //

Made of torch-blackened iron. Cleat hanger included.

B IR7921-36/ 00192 » 36"OD x 1.5"TH (23.75"D mirror) (41 lbs) • min 1



FURNITURE / RUGS / LIGHTS

KEY
 Truck Shipping



FLOATING COLLECTION



*find more
furniture
and rug
options in*

MUSE  MODERN™

'CYPRESS TREES' RUG



WEB COLLECTION



HORIZON CONSOLES



DESIGN

GALLERY


DESIGN GALLERY



DOUBLE TREE
PLEASANT PRAIRIE, WI



DOUBLE TREE
PLEASANT PRAIRIE, WI



WILD HORSE PASS
HOTEL & CASINO
CHANDLER, AZ



RENAISSANCE HOTEL
WASHINGTON, DC



WESTFIELD MONTGOMERY
BETHESDA, MD



KICKAPOO
LUCKY EAGLE
CASINO HOTEL
EAGLE PASS, TX

HILTON GARDEN INN
PALO ALTO, CA



DESIGN GALLERY



ONE FIFTY ONE KITCHEN BAR
ELMHURST, IL



HYATT CENTRIC
WAIKIKI BEACH, HI



from concept to execution





WYNDHAM GARDEN
(IN PROCESS)



HILTON CHICAGO/OAKBROOK SUITES
OAKBROOK TERRACE, IL



green walls



BEKINS OF SOUTH FLORIDA
(IN PROCESS)



*see more
wall play™
in action
starting on
page 38.*

E2 APARTMENTS
EVANSTON, IL



 PROUDLY MADE IN
CHICAGO

large scale fabrication





consistency and quality



ordering information

We are a wholesale company, selling "to the trade" only. All customers must provide their current resale certificate and tax ID to process their first order. Products must be ordered in multiples of the minimum listed in the catalog. We reserve the right to raise quantities ordered to meet product minimums. Most inventory items ship within four weeks. While we strive to have our products in stock at all times, this is not always possible. Sizes listed are approximate. Items are not necessarily shown to scale. Prices subject to change without notice.

PRICES

All prices are wholesale and are coded within the item number, making it easier to share our catalog with your clients. The price is listed following the slash of each item number (Item #/ Price).

TERMS

- » The minimum opening order is \$500.
- » Reorders have no dollar minimum.
- » We accept Visa, MasterCard, Discover & American Express.
- » Net 30 terms extended upon request, after credit approval. Customer is responsible for any late fees and interest accrued at 1.5% per month.
- » Payment by credit card after an order is processed as "Net 30" will incur a 4% service fee.
- » Shipments to non-mainland U.S. destinations will incur a 2% service fee.
- » Orders containing special shipping requests will be charged a \$20.00 service fee.
- » Expedited orders will incur an additional \$35.00 processing charge.
- » Crating and pallet charges will be applied to all third party and freight collect shipments (minimum \$25.00).
- » Guaranteed freight rates are based on the size of the order and the final U.S. commercial destination. Ask your Sales Representative for details. For any orders under \$500.00 actual freight fees will be charged. Freight rates are not guaranteed to residential addresses.

- » Gold Leaf must be advised of special delivery needs when the order is placed as these will incur additional charges.
 - Inside Delivery: Starting at \$70.00
 - Liftgate: Starting at \$50.00
 - Residential Delivery: Starting at \$55.00
 - Residential Liftgate: Starting at \$110.00
 - Re-consignment or Delivery Re-direct: Starting at \$65.00
 - International shipping fees vary. Contact Gold Leaf for more information.
- » Customer cancellations must be received in writing and acknowledged by Gold Leaf. Without such acknowledgment, customer assumes all responsibility.

CREDIT CARD AND PROFORMA ORDERS

We do not process orders without a credit card on file or receipt of your pre-payment. Final credit card charges will not be charged until your order is scheduled to be shipped. Proforma orders not paid in full within 6 weeks will be cancelled.

IMAP POLICY

Anyone selling Gold Leaf Design Group products online must adhere to our Minimum Advertised Pricing Policy. Current MA Pricing is 2.8 times our standard wholesale price. All clients selling GLDG products online must sign and follow our Internet Dealer Terms & Conditions. GLDG photographs can only be used after a Photo Use Form is submitted and approved. Please contact your sales representative or customer service for more information.

CUSTOM, SPECIAL ORDERS, AND CHICAGO MADE DESIGNS

A 60% non-refundable, non-transferable down payment (check or wire transfer only) is required to procure materials and begin production.

Production time varies per project, and cannot be confirmed until down payment is received.

Custom and special ordered items are non-refundable and non-returnable.

We will not reserve or schedule dates for installation services without receipt of the agreed upon, non-refundable down payment. After receipt, a minimum of four weeks will be required to schedule the installation, based upon availability.

BACKORDERS

Although we strive to keep our products in stock at all times, this is not always possible. All backorders will be shipped automatically as product becomes available. Backorders will remain open for six months after original shipment date. Customer cancellations must be received in writing and acknowledged by Gold Leaf. Without such acknowledgment, customer assumes all responsibility.

SHIPPING

Most inventory items are shipped within four weeks. We ship via UPS or common carrier, consolidating freight whenever possible. We assume that we are shipping to a commercial location with a loading dock. If your location cannot accept freight, it is your responsibility to inform us at the time the order is placed.

Help us to serve you better. Please advise us in advance of any special delivery needs that may be required, including: lift gate, inside delivery, residential delivery or advance notification. These services incur additional charges. You are responsible for all related shipping fees, either at time of invoicing or after invoicing. See terms for a list of charges.

Crating and pallet charges will be applied to all third party and freight collect shipments. Requested shipping methods other than those determined by Gold Leaf will result in a \$20.00 service fee.

Orders requesting a change to the desired ship date are subject to storage fees starting at \$25.00 per week.

Orders requesting a drop shipment are subject to additional processing fees. Ask your Sales Representative for details.

CLAIMS

Any claims for damages or shortages, whether visible or concealed, must be made within five (5) business days of merchandise delivery, at the consignee's address listed on the sales order. This includes storage facilities and freight forwarders. Visible damage must be noted on the delivery receipt to be considered. Please complete our "Claims & Damages" form with all of the requested information within 5 business days. The form can be found under the Customer Service tab on our website. In order to process claims all boxes and packaging materials must be available for inspection. Digital photos of both the product and packaging must be provided. Submit all required information to claims@goldleafdesigngroup.com

Copyright © 2018 by Gold Leaf Design Group. This catalog and all original designs contained herein are the property of Gold Leaf Design Group and will be protected to the fullest extent of the law. Nothing may be reproduced without prior written permission.

RETURNS

All returns must be authorized by our claims department. No returns accepted without a Return Authorization. All items must be in their original packaging. Return Authorizations are valid for ten days. Returns that are not defective will be charged a 30% restocking fee and the purchaser assumes all freight charges. Any remaining balance will be held as a credit on customer's account. Authorized returns that arrive to our facility damaged due to improper packaging by the customer will not receive credit.

We are certified to provide continuing education credit.



We are a Certified Diverse Supplier.



CUSTOMER CARE

EMAIL: service@goldleafdesigngroup.com

CALL: 877.738.1790 or 312.738.1790

FAX: 312.738.1795

WEB: www.goldleafdesigngroup.com

VISIT: Our main Chicago facility is open by appointment only.

KEY TO ICONS

- | | |
|-------------------|------------------|
| 💧 Holds water | ⚠️ Needs liner |
| 🔒 Outdoor Safe | 🍴 Food safe |
| ♻️ Sustainable | ♥️ Popular |
| 🚚 Truck Shipping | 📞 Call for Quote |
| ★ Made in Chicago | 🆕 New |

index

3901-48/ 00485 :: Hydra Wire Basket Tall 48"H
126

3901-60/ 00685 :: Hydra Wire Basket Tall 60"H
126

3901-72/ 01100 :: Hydra Wire Basket Tall 72"H
126

8312/ 00022 :: Cream Durian 9.5"L Resin
72

6519-B/ 008.25 :: Kuwa Branch 5-6'L brown
108

6519-N/ 008.25 :: Kuwa Branch 5-6'L bleached
108

8757-3/ LC07.5 :: Stainless Cube S/3 polished
67

8761/ 00329 :: Stainless Cube 18"SQ Planter
124

8762/ 00490 :: Stainless Rectangle 3'L Plntr
124

8766-7/ 00027 :: Stainless Ball Sway 84"H
64,108

8767/ 00572 :: Stainless Flower Pot 42"H w/ L
124

8768/ 389.75 :: Stainless Flower Pot 22"H w/ L
124

8769-7/ 00019 :: Stainless Ball Chain 7'L polis
64

8778-18/ 00160 :: Polygon Planter 18"H
124

8778-36/ 00290 :: Polygon Planter Pedestal 36"H
124

8850/ 009.95 :: Wire Crystal S/3 10"L
81

8853/ 009.95 :: Wire Cube S/4 6"SQ
81

9503-BB/ 00416 :: LG Fiberglass Barrel Planter,
138

9503-CL/ 00430 :: Fiberglass LG Barrel Planter,C
138

9503-LOVE/ 00638 :: Fiberglass LOVE Barrel, Satin
140

9503-PW/ 00476 :: LG Fiberglass Barrel Planter,
138

9503-TE/ 00416 :: LG Fiberglass Barrel Planter,T
138

9503-WD/ 00416 :: Fiberglass Barrel 35"Hx22" OD
138

9503-WT/ 00476 :: LG Fiberglass Barrel Planter,
138

9505-BB/ 00338 :: SM Fiberglass Barrel Planter,
138

9505-CL/ 00350 :: Fiberglass SM Barrel Planter,C
138

9505-PW/ 00378 :: SM Fiberglass Barrel Planter,
138

9505-TE/ 00338 :: SM Fiberglass Barrel Planter T
138

9505-WD/ 00338 :: SM Fiberglass Barrel Planter W
138

9505-WT/ 00378 :: SM Fiberglass Barrel Planter W
138

37816-B/ 003.75 :: Wall Play Seed 1.75"H black
32

37816-G/ 003.75 :: Wall Play Seed 1.75"H gold
32

37816-S/ 003.75 :: Wall Play Seed 1.75"H silver
32

37816-W/ 003.75 :: Wall Play Seed 1.75"H white
32

37820-W/ 003.75 :: Wall Play Coral cream/natural
35

37823-G/ 003.75 :: Wall Play Cube 1.5"H gold
33

37823-S/ 003.75 :: Wall Play Cube 1.5"H silver
33

37824-B/ 0006.5 :: Wall Play, Cubical, Black
31

37824-W/ 0006.5 :: Wall Play Cubical Cream
31

37825-B/ 003.75 :: Wall Play, Pivot, Black
33

37825-G/ 003.75 :: Wall Play Pivot 2"H gold
33

37825-S/ 003.75 :: Wall Play Pivot 2"H silver
33

37827-W/ 0003.5 :: Wall Play Crystal cream
33

37831-W/ 0006.5 :: Wall Play Pollen 3"D cream
35

37832-W/ 00014 :: Wall Play Organic cream S/2
34

37834-FU/ 003.75 :: Wall Play Seed outdoor fuchsia
32

37838-B/ 003.75 :: Wall Play Beehive black
35

37838-W/ 003.75 :: Wall Play Beehive cream
35

37840-SI/ 00004 :: Wall Play Koi 4.5"L silver
35

37840-SS/ 00004 :: Wall Play Koi 4.5"L spot silvr
35

37842-B/ 00004 :: Wall Play, Barnacle Black
34

37842-G/ 00004 :: Wall Play,Barnacle, Gold Leaf
34

37843-DG/ 009.75 :: Wall Play Cactus set/2 Mint GR
35

37845-G/ 00011 :: Wall Play 'Full Moon' Gold Lea
32

37845-S/ 00011 :: Wall Play 'Full Moon' Silver L
32

37846-W/ 005.25 :: Wall Play Cholla
33

37848-W/ 0007.5 :: Wall Play Radica cream/nat S/2
34

37851-R/ 0007.5 :: Wall Play Fig Red set/2
31

37851-W/ 0007.5 :: Wall Play Fig White set/2
31

38025-42/ 00099 :: Stainless Column Candle 42"H
65

38025-52/ 00126 :: Stainless Column Candle 52"H
65

38025-58/ 00145 :: Stainless Column Candle 58"H
65

38031-4/ LC003 :: Metal Circle Ball 4"D bronze
69

38031-6/ LC4.13 :: Metal Circle Ball 6"D bronze
69

38034-4/ 0006.5 :: Metal Circle Ball 4"D silver
69

38034-6/ 0009.5 :: Metal Circle Ball 6"D silver
69

38034-8/ 016.25 :: Metal Circle Ball 8"D silver
69

38060-16BL/ 00029 :: Metal Wood Grain 16"SQ
52

38060-32BL/ 00048 :: Metal Wood Grain 32"L
52

50443/ LC93.75 :: Bamboo Tree UNPOTTED 7'
110

69402-30/ 00443 :: Boxwood Ball 30"D
106

249864/ 00028 :: Ceramic Textured Jar w/Lid
87

8769402-20/ 00249 :: Boxwood Ball 20"D (2halves)
106

AL2203-19/ LC59.63 :: Grecco Urn 19.25"H
87

AL2203-25/ LC108 :: Grecco Urn 25.75"H
87

AL3916/ 00285 :: Sponge Accent Table w Glass To
146

AL3921-15/ 00076 :: Sponge Bowl 15"OD
89

ART2843/ 028.75 :: Shadow Box, Jali Paper
61

ART2845/ 028.75 :: Shadow Box Curva Paper
61

ART2849/ 028.75 :: Shadow Box Weave Paper
61

ART2850/ 028.75 :: Shadow Box, Solar Paper
61

ART2852/ 028.75 :: Shadow Box 'Digital Paper'
61

ART2856/ 028.75 :: Shadow Box 'Radiant Paper'
61

ART2949/ 00325 :: Green Wall Permanent Moss 25.2
98

ART2983-48/ 00280 :: 50" Black Shadow Box 'Digital'
62

ART2984-NAT25/ 00212 :: 25" Natural Shadow Box 'Digita
62

ART2985-NAT48/ 00280 :: 50" Natural Shadow Box 'Curva
62

ART2986-25/ 00212 :: 25" Black Shadow Box 'Grid' Pa
62

ART7141/ 00022 :: Shadow Box, Ikat Blue Paper
61

ART7804/ 00022 :: Shadow Box with Ikat Red Paper
61

ART7814-GO/ 00078 :: Wall Play Gold Seed on White C
30

ART8236/ 00665 :: Wire Cube Sculpture with Gilded Wood
Blocks
54

ART8265-20G/ 00245 :: Wall Play on Rnd Substrate, 20
36

ART8265-24G/ 00257 :: Wall Play on Rnd Substrate, 24
36

ART8270-20S/ 00245 :: Wall Play on Rnd substrate, 20
36

ART8270-24S/ 00257 :: Wall Play on Rnd Substrate, 24
36

ART8286-25/ 00323 :: Shadow Box w/Gilded Interior &
62

ART8378-24W/ 00257 :: Wall Play on 24" Round Substra
36

ART8379/ 00310 :: Shadow Box w/ Pollen Sculpture
53

ART8381-N/ 00330 :: Shadow Box w/Bright Shapes
53

ART8382/ 00178 :: Shadow Box w/Cactus Wall Play
53

ART8384/ 00450 :: Stainless Polyhedra Wall Art
54

ART8385-36/ 00890 :: Wall Play 'Magnetic'
40

ART8386-60/ 01030 :: Wall Play Substrate 'Under the
40

ART8387-48/ 00998 :: Patinated Wall Art "Rays"
37

ART8389-25/ 00310 :: Shadow Box w/Radiant & Gilded
62

ART8390-50/ 00460 :: Shadow Box w/Wood Cubes
54

ART8402/ 00020 :: Garland of Modular Wood Cubes
89

ART8415-B/ 00585 :: Wall Play "Beehive,BLK" on Whi
37

ART8417-R/ 00375 :: Wall Play "Fig, Red" on Grey S
36

ART8418-W/ 00430 :: Wall Play "Fig,White" on Grn S
37

ART8419-C/ 00440 :: Wall Play "Cubical, Cream" on
36

ART8434-UV/ 00750 :: Outdoor Cubical WHT Wall Play
41

ART8435/ 00420 :: Wall Art 'Peace'
54

ART8436-UV/ 00720 :: Outdoor Cactus Wall Play on Su
41

ART8437-UV/ 00720 :: Outdoor Organic Wall Play on S
41

ART8439-UV/ 00720 :: Outdoor Seed, BLK Wall Play on
41

ART8456-36W/ 00680 :: Wall Play 'Cubical' w/Tillands
97

ART8460-36W/ 00659 :: Wall Play 'Cubical' w/Spanish M
97

BR3065/ 008.75 :: Wire Crystal Pick Cluster
69

index

BR3191/ 0004.5 :: Wall Play "Rays" 4"H
34

BR8032/ 00049 :: Ant.Tiffin Brass Asst Boxes
80

BR8034/ 00057 :: Ant. Chapati Brass Asst Boxes
80

CR3264-6/ 0019.5 :: Vortex 6.5"H Porcelain Vase
87

CR7024-55/ 00790 :: Burkina 55"H Floor Vase
12

CR7028-19/ 00049 :: Gourda 18.9"H Vase
86

CR7028-29/ 00130 :: Gourda 29"H Vase
86

CR7036-17/ 00052 :: Melon 15.75"H Vase
13

CR7036-23/ 00080 :: Melon 22.8"H Vase
13

CR7036-33/ 00360 :: Melon 33"H Floor Vase
13

CR7036-45/ 00495 :: Melon 45"H Floor Vase
13

CR7134-4/ 0020.5 :: Pima 4"H Vase
87

CR7135-7/ 0021.5 :: Pima 8"H Vase
87

CR7180-11/ 00024 :: Hagi Shallow 11"OD Bowl
93

CR7182-14/ 00018 :: Hagi Bend 14"L Planter
93

CR7182-8/ 009.75 :: Hagi Bend 8.8"L Planter
93

CR7183-12/ 00038 :: Hagi Tall 12"H Bend Vase
93

CR7912-10/ 00029 :: Venus 10"H Marbled Vase
15

CR7912-12/ 00049 :: Venus 12"H Marbled Vase
15

CR8306-5/ 0004.5 :: Raku 5.4" H Cachepot
86

CR8306-7/ 0009.5 :: Raku 7.25"H Cachepot
86

FG1066-GLD/ 01375 :: Aya Floor Sculpt. GILDED Vase
137

FG1066-WHT/ 01080 :: Aya FloorSculpt WHITE Vase84"H
137

FG1067-GLD/ 01150 :: Nobu Floor Vase 60"H GILDED
137

FG1067-OM/ 01020 :: Nobu Floor Vase 60"H Ombre
137

FG1067-WHT/ 00650 :: Nobu Floor Vase 60"H WHITE
137

FG1068-GLD/ 01550 :: Nobu Floor Vase 67"H GILDED
137

FG1068-OM/ 01240 :: Nobu Floor Vase 67"H Ombre
137

FG1068-WHT/ 00780 :: Nobu Floor Vase 67"H WHITE
137

FG2347-36W/ 00189 :: Pia Scalloped 36"H Planter Ind
125

FG2348-25/ 0100.5 :: Ishi Cylinder 25.5"H Planter
134

FG2348-35/ 128.75 :: Ishi Cylinder 35.5"H Planter
134

FG2365-21/ 00470 :: ConeW/Bowl FiberglassSculp21H"
138

FG2365-48/ 00630 :: TallConeW/BowlFiberglassSculpt
138

FG2370-BL/ 00648 :: Fiberglass Duck Blue
83

FG2370-GO/ 00975 :: Fiberglass Duck Gilded
83

FG2370-GR/ 00648 :: Fiberglass Duck dill green
83

FG2370-OR/ 00648 :: Fiberglass Duck, Orange
83

FG2370-PI/ 00648 :: Fiberglass Duck Pink
83

FG2370-WH/ 00648 :: Fiberglass Duck, White
83

FG2370-YE/ 00648 :: Fiberglass Duck Yellow
83

FG2410-12/ 00160 :: FG Sphere 12"D (Choose Color),
84

FG2410-18/ 00260 :: FG Sphere 18"D (Choose Color),
84

FG2410-24/ 00460 :: FG Sphere 24"D (Choose Color)
84

FG2411/ 01700 :: Floor Planter,Santiago60"H Red
139

FG2932/ 00540 :: Fiberglass Cube Plntr 24"SQ Gr
141

FG2934/ 00490 :: Fiberglass Rect Planter30"L Gr
141

FG3241-29/ 00272 :: Trapezoid 29"H Planter
135

FG3241-46/ 00692 :: Trapezoid 46"H Planter
135

FG3245-24/ 00183 :: Naoshima 24"H Planter
134

FG3245-39/ 00249 :: Naoshima 39"H Planter
134

FG3245-47/ 00272 :: Naoshima 47"H Planter
134

FG3463-27SET/ 00140 :: Linea Cream Fiber Clay set/2 M
127

FG3463-55/ 00650 :: Linea Fiber Clay XLG Planter
127

FG3464-19SET/ 00120 :: Urbano SQ Fiber Clay set/2 Pla
133

FG3465-28SET/ 00230 :: Urbano Bell Fiber Clay set/2 P
133

FG3470-27SET/ 00170 :: Urbano Rect. Fiber Clay set/2
133

FG3643-PW/ 00940 :: Madrid Floor Planter, Pewter
140

FG3645-60PW/ 01320 :: Rectangle Planter 60"L, Pewter
141

FG3652-50PW/ 00405 :: Ghost Sculpture 50.5"H, Pewter
85

FG3652-60PW/ 00425 :: Ghost Sculpture 60.5"H, Pewter
85

FG464/ 00930 :: Floor Planter Madrid 48"H WHT
140

FG468-50/ 00385 :: Sculpture Ghost 50.5"H WHT
85

FG468-60/ 00405 :: Sculpture Ghost 60.5"H WHT
85

FG7042-2SET/ 00230 :: Drift Cube Planter set/2
130

FG7045-2SET/ 00275 :: Drift Rectangular PlanterSet/2
130

FG7047-27/ 00098 :: Sahara Grey Bowl
130

FG7050-2SET/ 00077 :: Puddle Planter set/2
131

FG7052-2SET/ 00193 :: Tombo Grey Planters set/2
130

FG7251-22B/ 00049 :: Origami 21.5" Wall Pocket
44

FG7893-72/ 01550 :: Durus 72"L Bench
6

FG7898-R/ 01400 :: Heart Throb Sculpture
22

FG7919-WH/ 01630 :: BiBi Chair
25

FG8081-100/ 01200 :: Fiberglass Rock 100.5" Tower
85

FG8081-76/ 01100 :: Fiberglass Rock 76"H Tower
85

FG8153-17/ 00052 :: Corner 17.72"H Grey Planter
129

FG8153-23/ 00089 :: Corner 23.6"H Grey Planter
129

FG8154-37/ 00144 :: Vista 37.8"H Planter
123,133

FG8170-18/ 00040 :: Sand Dollar 18.8"D Wall Art
48

FG8170-24/ 00070 :: Sand Dollar 24.4"D Wall Art
48

FG8309-WH/ 00880 :: FG Flower Power Sculpture, Whi
22,84

FG8309-YE/ 00990 :: FG Flower Power Sculpture, YEL
22,84

FG8329-100BL/ 01200 :: Fiberglass Blue Rock 100.5"H T
85

FG8329-76BL/ 01100 :: Fiberglass Blue Rock 76" H Tow
85

FG8343-WH/ 02200 :: Fiberglass XL Flower Pot, Sati
139

GL8163-10/ 00074 :: Surf 10"OD Glass Vase
90

GL8163-6/ 00037 :: Surf 6.7"OD Glass Vase
90

GL8164-15/ 00089 :: Desert 15.75"H Glass Vase
90

GL8167-15/ 00106 :: Aqua 15.4"H Glass Vase
90

GL8169-11/ 00110 :: Opal 11.8"H Glass Vase
90

GL8169-7/ 00075 :: Opal 7.5"H Glass Vase
90

GL8172-8/ 00045 :: Onyx 8.7"H Glass Vase
90

GL8173-12/ 00075 :: Jade 12.6"H Glass Vase
90

GL8173-4/ 00019 :: Jade 4"H Glass Vase
90

GL8173-6/ 00029 :: Jade 6.3"H Glass Vase
63,90

HY3001/ 01305 :: Wall Play 'Color Brite'
40

HY3007/ 01660 :: Green Wall 'Mondrian'
98

HY3032/ 00872 :: Rope Wrapped Kuwa in Fiberglas
107

HY3216-48/ 00875 :: Bleached Kuwa 52"OL Rect Plntr
107

HY3216-60/ 01025 :: Bleached Kuwa 64"OL Rect Plntr
107

HY3470-18/ 00130 :: Resin Cactus Centerpiece
114

HY3581-1/ 00490 :: Bear Grass Urbano LG Bell Plnt
102

HY3581-2/ 00390 :: Bear Grass SM Urbano Bell Plnt
102

HY3595/ 01220 :: Talking Sticks Rect Plntr
107

HY3607-S/ 01060 :: Ball Sway in Urbano Bell Plntr
108

HY3615/ 01419 :: Liriope Grass in Linear Plante
104

HY3617/ 00825 :: SM Japanese Grass Rect Plntr
104

HY3619/ 01214 :: Weeping Willow in LG Trapezoid
105

HY3620/ 01850 :: Liriope Grass XLG Linea Plntr
104

HY3623/ 00685 :: Bamboo Urbano Rect Plnt S/2
110

HY3629/ 00495 :: Grn Wall Succulent Mat Grnd Co
99

HY3632-1/ 00408 :: Intersect Wall Art w/Tillandsi
100

HY3637/ 01122 :: SS Tree Limbs Urbano SQ Plante
108

HY3673-34/ 01275 :: California Mix Moss Sphere
100

HY3680/ 01330 :: Japanese Grass in 72"L Planter
103

HY3703/ 00088 :: Green Wall 12" Succulent Mat
101

HY3708/ 00072 :: Green Wall 12" Permanent Moss
101

HY7816/ 00970 :: Wall Play Pollen on Patinated
37

HY7823/ 01200 :: Wall Play Orb Wall Art
37

HY7826-BK/ 00085 :: Xerographica in Black Sponge S
116

index

HY7826-WH/ 00085 :: Xerographica in White Sponge S
116
HY7831/ 00019 :: Glass Cube with Sedum
114
HY7832-G/ 00019 :: Micro Tillandsia in Glass Terr
114
HY7834/ 00688 :: Xerophyte Mix in Sahara Bowl
115
HY7842/ 00610 :: Drift Wall Art with Moss
100
HY7846/ 00068 :: Shadow Box with Curly Grass
101
HY7854/ 01332 :: Painted Rope Wrapped Willow in
110
HY7856/ 01034 :: White Wash Rope Wrapped Kuwa i
110
HY7860-2SET/ 01600 :: Yucca Grass in Urbano Rect Pln
102
HY7865/ 01494 :: Grass Mix in Walnut Veneer Lin
102
HY7868-2SET/ 01015 :: Mediterranean Mix in Drift Pln
109
HY7871-MD/ 00630 :: Liriope in Naoshima Planter MD
102
HY7871-SM/ 00540 :: Liriope in Naoshima Planter SM
102
HY7874-2SET/ 00889 :: Aloe in Tombo Planter set/2
109
HY7875/ 00490 :: Cluster Bamboo in Pia Planter
110
HY7904-36/ 00359 :: Linear Table Plntr w Japanese
116
HY7918/ 00935 :: Short Japanese Grass in Tall R
102
HY7964/ 01655 :: Intersect Screen in Planter w/
110
HY8176-L/ 00275 :: Green Wall Reindeer Moss,Lime
98
HY8178-N/ 00395 :: Green Wall Mood Moss, Natural
98
HY8209/ 00895 :: Straight Rope Wrapped Willow i
107
HY8213/ 01352 :: Alder Poles in Linear Planter
107
HY8216/ 01450 :: Birch Poles in Slate Veneer Pl
107
HY8237/ 00504 :: Curly Grass Green Wall
99
HY8238/ 00940 :: Mixed Grasses in Linear Wood P
103
HY8240/ 01170 :: Japanese Grass w/ SS Ball Sway
105
HY8293-30/ 01200 :: Boxwood Ball 30"D in Wd Grain
106
HY8294/ 01011 :: Potted Century Grass in Linear
105
HY8303/ 00095 :: Green Wall, Wheatgrass Pixelat
97
HY8307-WH/ 00697 :: Zebra Grass in LG Barrel, Sati
102
HY8318/ 00170 :: SS Table Planter, Zebra Grass
116
HY8321-LG/ 00580 :: Bleached Kuwa in LG Bell Urban
108
HY8341/ 00920 :: Wall Play Custom Art 'WHITES'
40
HY8375-45/ 00265 :: Potted Bear Grass in Sahara Bo
104
HY8391/ 00397 :: Rubber Tree in Puddle Planter
107
HY8392/ 00199 :: SS Table Planter, Sedum Album
117
HY8394/ 00150 :: SS Table Planter, Burg Echever
117
HY8395/ 00136 :: SS Table Planter, Foam Aloe
117
HY8397/ 00164 :: SS Table Planter, Ghost Grapto
117
HY8398/ 00174 :: SS Table Planter, Grey Tilland

HY8400/ 00155 :: SS Table Planter, Paddle Kalan
117
HY8401/ 00156 :: SS Table Planter, Mini Yucca
117
HY8404-51/ 00500 :: Selloum Philodendron/ Puddle P
106
HY8405-C/ 00780 :: Outdoor Cube Planter w/Potato
111
HY8405-L/ 01300 :: Outdoor Linear Planter w/Potat
111
HY8407-C/ 00760 :: Outdoor Cube Planter w/Ivy, Gr
111
HY8407-L/ 01260 :: Outdoor Linear Planter w/ Ivy,
111
HY8409-C/ 00760 :: Outdoor Cube Planter w/Ivy, Va
111
HY8409-L/ 01260 :: Outdoor Linear Planter w/Ivy,
111
HY8411-C/ 00825 :: Outdoor Cube Planter w/Pittosp
111
HY8411-L/ 01340 :: Outdoor Linear Planter w/Pitto
111
HY8412-C/ 00840 :: Ourdoor Cube Planter w/Var Pit
111
HY8412-L/ 01400 :: Ourdoor Linear Planter w/Var P
111
HY8420-25/ 00280 :: Summer Lavender Mix in Ishi Pl
95, 109
HY8421-20/ 00506 :: Boxwood Ball 20"D in Urbano Cu
106
HY8421-30/ 00726 :: Boxwood Ball 30"D in Urbano Cu
106
HY8423-39/ 00468 :: Boxwood Ball 20"D in Naoshima
106
HY8424-40/ 00475 :: Fittonia in Ishi Planter
109
HY8425-48/ 00485 :: Liriope Grass in Linea Planter
103
HY8427/ 00456 :: Sedum Album in LG Sahara Bowl
109
HY8428/ 00960 :: Spathiphyllum in Custom Linear
106
HY8429-UV/ 00965 :: Outdoor Green Wall, Ivy Green
112
HY8430-UV/ 00965 :: Outdoor Green Wall, Ivy Varieg
112
HY8431-W/ 00780 :: Green Wall Peace w/Boxwood
97
HY8433-W/ 00780 :: Green Wall Peace w/Curly Grass
97
HY8438/ 00019 :: Spanish Moss in Glass Terrariu
114
HY8450/ 00019 :: Echeveria Mini in Glass Terrar
114
HY8451/ 00019 :: Jade Plant in Glass Terrarium
114
HY8452/ 00019 :: Kalanchoe Morata in Glass Terr
114
HY8453/ 00019 :: Angel Vine in Glass Terrarium
114
HY8454/ 00205 :: SS Table Planter, Xerographica
117
HY8457-13/ 00570 :: Green Wall 15"W w/Sedum Album
100
HY8457-25/ 00990 :: Green Wall 28"W w/Sedum Album
100
HY8458-UV/ 01115 :: Outdoor Green Wall "Lush"
112
HY8461/ 00125 :: Mini Green Wall 12"Sqr Succule
101
HY8462/ 00225 :: Green Wall, Succulent Pixelate
97
HY8463-20/ 00895 :: Boxwood Ball 20"D in WHT Barre
106
HY8464/ 00099 :: Mini Green Wall 12"Sqr Burg Mi
101
HY8465/ 00936 :: Bear Grass in Linear Planter
105
IR2352-W/ LC07.5 :: Oru Male Sculpture 11.7H Wht
76

IR2353-W/ LC7.88 :: OruFemale Sculpture11.7H Wht
76
IR2354-B/ LC10.88 :: Oru Geo Sculpture11.7H Black
76
IR2354-W/ LC10.88 :: Oru Geo Sculpture11.7H Wht
76
IR2378-B/ LC37.88 :: Aria16"CandleChandelier Black
148
IR2378-W/ LC37.88 :: Aria16"CandleChandelier White
148
IR2380-B/ LC43.88 :: Aria 20"CandleChandelierBlack
148
IR2380-W/ LC43.88 :: Aria 20"CandleChandelier White
148
IR2390-12/ LC16.13 :: Half Ball 12"D Circle Wire Bro
50
IR2390-18/ LC33.44 :: Half Ball 18"D Circle Wire Bro
50
IR3181-7/ 00025 :: Hex Grid Wall Art
44
IR3401-60/ 00160 :: Intersect 60" L Wall Art
52
IR7157-68/ 00330 :: Vortex 68"H Floor Sculpture
66
IR7882/ 00380 :: Intersect Screen
125
IR7920-16/ 00270 :: Gianna Accent Table, Midnight
153
IR7921-36/ 00192 :: Gianna 36"D Mirror, midnight
49, 153
IR7923-20/ 00069 :: Art AccentTable
21
IR7923-34/ 00320 :: Art Sofa Table
21
IR7928/ 00279 :: Igloo Blanket Sculpture
5
IR7930-BL/ 00064 :: Ibiza Midnight 27"H Sculpture
26
IR7930-GO/ 00064 :: Ibiza Gold 27"H Sculpture
26
IR7933-28/ 00139 :: Brutalist 28.5" Sculpture
77, 152
IR7933-60/ 00246 :: Brutalist 60.5" Sculpture
77, 152
IR7934-40/ 00192 :: Faceted Wall Art
44
IR8002-H/ 00088 :: Heart Wall Art
28
IR8010-B/ 00254 :: Floating BLUE Coffee Table
9
IR8010-G/ 00254 :: Floating GOLD Coffee Table
9
IR8015-B/ 00149 :: Floating BLUE Side Table
9
IR8015-G/ 00149 :: Floating GOLD Side Table
9
IR8020-G/ 00150 :: Mobile 3pc Set 'Majestic'
18
IR8021/ 00410 :: Brutalist Pedestal
145, 152
IR8025-GL/ 00224 :: Floating Pedestal w/Granite To
9
IR8050-20/ 00160 :: Floating Gold Cube Planter
9
IR8082-72/ 00980 :: Tuxedo 72"H Shelving Unit
90, 149
IR8085-14/ 00055 :: Etruscan 14"H Vase
86
IR8085-17/ 00072 :: Etruscan 17"H Vase
86
IR815-4/ 00225 :: Forma Art Chain
69
IR8262-2/ 00120 :: Pompeii Metal Urn Set/2
125
IR8263-O/ 00035 :: Galileo Orbital Model
71
IR8264-2/ 00115 :: Pullman Basket Set/2
87
IR8265-D/ 00035 :: Galileo Diamond Model
71

index

IR8267-27/ 00070 :: Kerl 27.5"D Mirror
49
IR8279-15/ 00070 :: Spinner 15"D Wall Art
43
IR8279-20/ 00105 :: Spinner 20"D Wall Art
43
IR8279-26/ 00148 :: Spinner 26"D Wall Art
43
IR8281-BL/ 00210 :: Ibiza 57"H Sculpture
26
IR879-21/ 00092 :: Samurai Medallion 22"OD
49
IR879-32/ 00160 :: Samurai Medallion 32"OD
49
LT2705-19/ LC26.81 :: Origami Paper Lamp 19"H
148
LT2707-14/ LC26.81 :: Origami Paper Lamp 13.5"H
148
LT2709-20/ LC26.81 :: Origami Paper Lamp 20"H
148
NT8160/ 00009 :: Pod, Natural Mix
89
NT8161/ 00009 :: Pod, Jewel-tone Mix
89
PB2572-60/ 00089 :: Potted Century Grass 60"H
105
PB2572-86/ 00199 :: Potted Century Grass 86"H
105
PB2578-14/ 00006 :: Tillandsia Grey 14"OD
119
PB2579-TT/ 00003 :: Echeveria Two-Tone Mini
120
PB2581-8/ 0004.5 :: Kale Kalanchoe 8"D
121
PB2582-GR/ 0005.5 :: Dusty 7"D Paddle Kalanchoe
120
PB3127-64/ 0006.5 :: Weeping Willow
118
PB3142-11GY/ 00016 :: Xerographica Grey 11"D Tilland
119
PB3145-RE/ 0002.5 :: Tillandsia Micro Curly
119
PB3160-8BU/ 004.75 :: Echeveria Pulidonis Burgundy
120
PB3200-45/ 00093 :: Potted Bear Grass 45"H
105
PB3310-23/ 00009 :: Liriope 23"H Grass Bunch
103, 118
PB3442-18/ 00019 :: Staghorn Fern w/Soil Ball
115
PB575-17/ 00029 :: Unpotted Japanese Grass 17"H
103
PB575-29/ 00036 :: Unpotted Japanese Grass 29"H
103
PB575-60/ LC057 :: Unpotted Japanese Grass 55"H
103
PB7071-GR/ 00006 :: Sedum Album 6"W green
121
PB7073-GH/ 00007 :: Echeveria Grapto Ghost 6"OD
121
PB7078-R/ 00003 :: Echeveria 5"OD Yonii RED
120
PB7079-GR/ 003.75 :: Yucca Mini Green 7"H
121
PB7081-27/ 00046 :: Aloe 21.5"H
118
PB7087-M/ 00043 :: Angelina 8"OD Succulent Design
115
PB7280-28/ 0007.5 :: Spanish Moss 29"L Grey, Hangin
118
PB7310-L/ 00064 :: Ice Plant 13"OD Succulent Desi
115
PB7471-84/ 00170 :: Fiddle Leaf 84"H Tree Potted
122
PB7482-84/ 00170 :: Rubber Tree 84"H Potted
122
PB7490-38/ 00045 :: Podocarpus 38"H Tree Potted
116, 122
PB7490-71/ 00151 :: Podocarpus 71"H Tree Potted
122

PB7490-92/ 00215 :: Podocarpus 92"H Tree Potted
122
PB7913-59/ 00025 :: Yucca 59" Grass Pick
103
PB8156-N/ 0004.5 :: Smudge Stick, Natural
89
PB8156-R/ 0004.5 :: Smudge Stick, Red
89
PB8181-BR/ 0006.5 :: Tillandsia Bronze Tenuifolia
119
PB8182-LI/ 00003 :: Tillandsia Lime Brachys
119
PB8183-GR/ 00004 :: Tillandsia Stricta
119
PB8184-BR/ 0002.5 :: Tillandsia Bronze Aeranthes
119
PB8191-MD/ 0005.5 :: Kalanchoe Tetra, MD
120
PB8193-TT/ 00003 :: Jade Plant
121
PB8194-BU/ 00003 :: Kalanchoe Burgundy Morata
121
PB8196/ 00004 :: Angel Vine
118
PB8204-PI/ 0003.5 :: Echeveria Pink
121
PB8356-64UV/ 00195 :: Outdoor Bird of Paradise 64"H
112
PR2267/ 00129 :: Paper, Weave Handmade
59
PR2269/ 00129 :: Paper, Solar Handmade
56
PR2863/ 00028 :: Handmade Paper Sample Set of 9
55
PR3230-RE/ 0006.5 :: Ikat Red, Handmade Paper
60
PR3231-RE/ 0006.5 :: Abra Red, Handmade Paper
60
PR7507-GO/ 00132 :: Paper Solar, Gold Metallic Han
56
PR7937-CR/ 00089 :: Rain, Handmade Paper
60
PR8165-IN/ 00129 :: Paper, 'Scribble' Indigo Handma
59
PR979-GY/ 00129 :: Paper Jali Star Handmade
58
PR980-CR/ 00129 :: Paper 'Digital' Handmade 98.43
58
PR983-CR/ 00129 :: Paper Curva Ellipse Handmade
57
PR983-GO/ 00132 :: Paper Curva Ellipse, Gold Meta
57
RE2565-20G/ 00118 :: Zen 19.5"D Gilded Wall Art
53
RE2565-20W/ 00040 :: Zen19.5"D White Wall Art
53
RE2565-30G/ 00150 :: Zen 27"D Gilded Wall Art
53
RE2565-30W/ 00070 :: Zen 27"D White Wall Art
53
RE2813/ 0006.5 :: Pollen Table Sculpture 3"D mat
79
RE300/ 00033 :: Gilded Durian 9.5"L Resin
72
RE3123-12/ 00041 :: Sponge WHITE Sculpture Hanging
79
RE7020-12B/ 00046 :: Sponge BLACK Sculpture Hanging
79
RE7022-B/ 00047 :: Kelp Black Sculpture
79
RE7022-W/ 00042 :: Kelp White Sculpture
79
RE7093-B/ 0007.5 :: Pollen Black Table Sculpture
79
RE7190-63W/ 03100 :: Web Day Bed, Gloss White
6
RE7192-84/ 03600 :: Web 84"H Screen, Gloss White
7
RE7340/ 00579 :: Angel Accent Table/Stool
25

RE7345/ 01230 :: Angel Coffee Table
25
RE8092-ES/ 00027 :: Crystal 8"H Sculpture
71
RE8094-ES/ 00049 :: Crystal 6"H Sculpture
71
RE8098-ES/ 00018 :: Crystal 3.75"H Sculpture
71
RE8102-B/ 00054 :: Crystal 11"H Pedestal
71, 88
RE8104-ES/ 00081 :: Crystal 12.5" OD Wall Art
29, 46, 71
RE8106-21ES/ 00095 :: Coral 21"H Sculpture
71
RE8106-27ES/ 00212 :: Coral 27"H Sculpture
71
RE8108-17ES/ 00079 :: Coral 18"OD Wall Art
47
RE8108-23ES/ 00154 :: Coral 24"OD Wall Art
47
RE8109-BZ/ 00458 :: Tree Stump 26"H Planter
128
RE8110-16/ 00054 :: Hercules Beetle Wall Art
46
RE8112-13/ 00054 :: Rhino Beetle Wall Art
46
RE8116-11S/ 00039 :: Resin Twig Wall Art
46
SS005-4/ LC11.44 :: Stainless Octahedron 4.5"W
67
SS2556-12/ 00067 :: Hanging Orb Planter 12"D
67
SS2556-7/ 00032 :: Hanging Orb Planter 7.75"D
67
SS2809-10/ 00025 :: Half Stainless Steel Ball 10"D
50
SS2809-6/ 00009 :: Half Stainless Steel Ball 6"D
50
SS2967-10/ 0026.5 :: Wall Play 'Orb' set of 10
34
SS3058-17/ 0028.5 :: Planter Leg, SS Brushed 17"H
143
SS3058-7/ 0018.5 :: Planter Leg, SS Brushed 7"H
143
SS3060-17/ 0028.5 :: Planter Leg, Bronze 17"H
143
SS3060-7/ 0018.5 :: Planter Leg, Bronze 7"H
143
SS3218-60/ 00198 :: SS Tree Limb 60"H w/Base
68
SS3218-84/ 00240 :: SS Tree Limb 84"H w/Base
68
SS452-7/ LC07.5 :: Stainless Hexahedron 7.75"L
67
SS460-8/ LC10.88 :: Stainless Decahedron 8"L
67
SS460-9/ LC14.63 :: Stainless Decahedron 9.75"L
67
SS7347-32/ 01250 :: Quartz 32"H Stainless Planter
22
SS7883-24/ 00058 :: Spyro 23.5"D Wall Art
50
SS7884-30/ 00070 :: Linear 30"L Tbl Vase, Polished
86
SS7887-19/ 00027 :: Seaweed Sculpture SM
67
SS7890-2SET/ 00032 :: Pulse Wall Art, Set/2
51
SS7891-32/ 00142 :: Crease 32"SQ Wall Art
51
SS7892-28/ 00085 :: Narciss 28" Round Wall Art
23
SS7892-46/ 00330 :: Narciss 46"D Round Wall Art
23
SS7894-36/ 00118 :: Narciss Oval Wall Art
23
SS8272-17/ 00950 :: River Stone 17"L, Stainless St
25
SS8284-52/ 00041 :: SS 52" H Totem
65

index

ST225-SS/ 00073 :: Stone Slate Veneer 3.58#
107

ST3357-16/ 00635 :: Cube Table Inlay Stone 16.25"x5
147

ST3358-16/ 00595 :: Sphere Inlay Stone 16.5" Strip
76, 147

ST3359-32/ 01720 :: Coffee Table Inlay Stone 32.4"
147

ST3362-16/ 00595 :: Sphere Inlay Stone 16.5" Check
76, 147

ST536-12/ 134.75 :: David Marble Bowl 12"D
17

ST536-16/ 0214.5 :: David Marble Bowl 16"D
17

ST548-3/ LC009 :: Marble Block 3.5" Candle Holde
89

ST548-4/ LC10.5 :: Marble Block 5.5" Candle Holde
89

ST7195-22/ 00700 :: Radix Side Table
146

ST7195-36/ 02170 :: Radix Coffee Table
146

ST7198-32/ 02200 :: Craze Coffee Table
146

ST7210-32/ 01720 :: Ping Coffee Table
25

ST7214-16/ 00840 :: XOXO Side Table
18

ST7214-32/ 01720 :: XOXO Coffee Table
18

ST7272-6/ 00022 :: Shiva 6" Lingam Stone
72

ST7272-8/ 029.75 :: Shiva 8" Lingam Stone
72

ST7282-36/ 02175 :: Love Bench
18

ST8056-18/ 00022 :: Polygon 18"L Serving Stone
92

ST8057-19/ 00035 :: Pascal 20"L Marble Platter
92

ST8058-8/ 00075 :: Green 8"D Marble Bowl
17

STK011-10W/ 00046 :: Stone Ring 10"D White w/stand
72

STK011-7W/ 00039 :: Stone Ring 7"D White w/stand
72

TX2759-8/ LC107.25 :: Geometric 5' x 8' Cotton Rug
150

TX2764-2/ LC158.25 :: Rug, Scratched 2'x8' Espresso
150

TX2767-2/ LC158.25 :: Rug, Scratched 2'x8' Blueprint
150

TX2769-10/ 01200 :: Abra Rug 8' x10'
151

TX7011-10/ 01800 :: Fleur 8' x 10' Rug
151

TX715/ LC10.01 :: Burrowing Owl Felt Bird
82

TX717/ LC10.01 :: Wht Breast Nuthatch Felt Bird
82

TX720-F/ LC10.01 :: Cardinal Courtship Felt Bird
82

TX721/ LC10.01 :: Blackburnian Warbler Felt Bird
82

TX723/ LC10.01 :: Green Jay Felt Bird
82

TX7612-CR/ 00575 :: Knotted Macrame Panel
12

TX7617-8/ 00380 :: Sanskrit 5'x 8' Rug
150

TX7624-8/ 00380 :: Shaman 5'x8' Rug
150

TX7938-NA/ 00680 :: Silk Cocoon Art Panel, natural
28

TX7958-BL/GN/ 00038 :: Marbled Cloth, blue/brown/gree
16

TX7958-RD/BU/ 00038 :: Marbled Cloth, red/burgundy
16

TX7958-YL/RD/ 00038 :: Marbled Cloth, yellow/red/blac
16

TX8261-CR/ 00595 :: Outdoor Macrame Panel
42, 113

TX8262-I/ 00256 :: Rug, Cypress Trees
10

TX8298/ 00028 :: Macrame Hanging Baskets, Outdo
42, 113

WD3120-57/ 00160 :: Wood Chain 57.5"L
75

WD3249-14/ 00024 :: Pinewood 14"H Female Bust
75

WD3249-16/ 00028 :: Pinewood 15.75"H Female Bust
75

WD3254-15/ 00033 :: Bust 15.6"H Charred
75

WD3254-20/ 00051 :: Bust 20.25"H Charred
75

WD7370-10/ 00056 :: Jackson 10"H Jug
14

WD7370-16/ 00056 :: Jackson 16"H Jug
14

WD7385-13/ 00061 :: Nora 13.6"H Vase
14

WD7385-7/ 00065 :: Nora 7.25"H Vase
14

WD7390-12/ 00049 :: Cindy 12.2 "H Vase
15

WD7393-16/ 00054 :: Alexis 16"H Vase
15

WD7632-BL/ 00480 :: Horizon Console Cabinet, Blue
20

WD7632-GR/ 00480 :: Horizon Console Cabinet, Grn St
20

WD8031-F/ 0005 :: Folk 21"H Wood Female Sculptur
72

WD8031-M/ 00051 :: Folk 25"H Wood Male Sculpture
72

WD8035/ 00240 :: Cladded SS & Wood FL Sculpture
68

WD8120-10/ 00032 :: Norse 10"H Owl Sculpture
75

WD8120-11/ 00037 :: Norse 11.2"H Owl Sculpture
75

WD8301-48/ 00400 :: MDF 48"L Planter, Bronze Black
142

WD8301-72/ 00630 :: MDF 72"L Planter, Bronze/BLK
142

WD8308-60/ 00580 :: Wood 60"L Planter, Dark Walnut
142

WD8312-48/ 05400 :: Wood 48"L Planter, White Wash
142

WD8346-50RE/ 00564 :: MDF 50"L Planter /Legs, Gloss
143

WD8346-60BU/ 00595 :: MDF 60"L Planter /Legs, Satin
144

WD8347-48/ 00495 :: MDF 48"L Planter, Walnut Venee
142

WD8347-72/ 00500 :: MDF 72"L Planter, Walnut Vene
142

WD8349-50RE/ 00500 :: MDF 50"L Planter, Gloss Red
143

WD8349-60BL/ 00540 :: MDF 60"L Planter, Satin Black
144

WD8349-60BU/ 00540 :: MDF 60"L Planter, Satin Burgun
144

WD962-10R/ 00019 :: Wood Ring 10.5"OD Sculpture Bu
75

WD962-15/ 029.75 :: Wood Ring 15.5"L Sculpture Bur
75

WD967-9/ LC18.75 :: Wood Organic 9"D Ball burned
75

WD985-48PW/ 00540 :: MDF 48"L Planter, Pewter
144




Visit us at our 2018 trade shows.



AMERICASMART ATLANTA
JAN 9-16 & JUL 10-16
BUILDING 1 • 9-A1



LAS VEGAS MARKET
JAN 28 - FEB 1 & JUL 29 - AUG 2
BUILDING C • #502



HD EXPO LAS VEGAS
MAY 2-4
BOOTH #2929

Inspired by nature.
Naturally inspiring.

Stay up to date with our latest news and additions to our unique, trend-forward collections on our website and on social media.

 @GOLDLEAFDESIGNGROUP

 GOLD LEAF DESIGN GROUP

 SERVICE@GLDG.NET

T 312.738.1790

W goldleafdesigngroup.com

